

# SCHOOL DISTRICT BUDGET

## 2018 – 2019

Payette Joint School District

Name of School District/Charter School

371

Organization Number

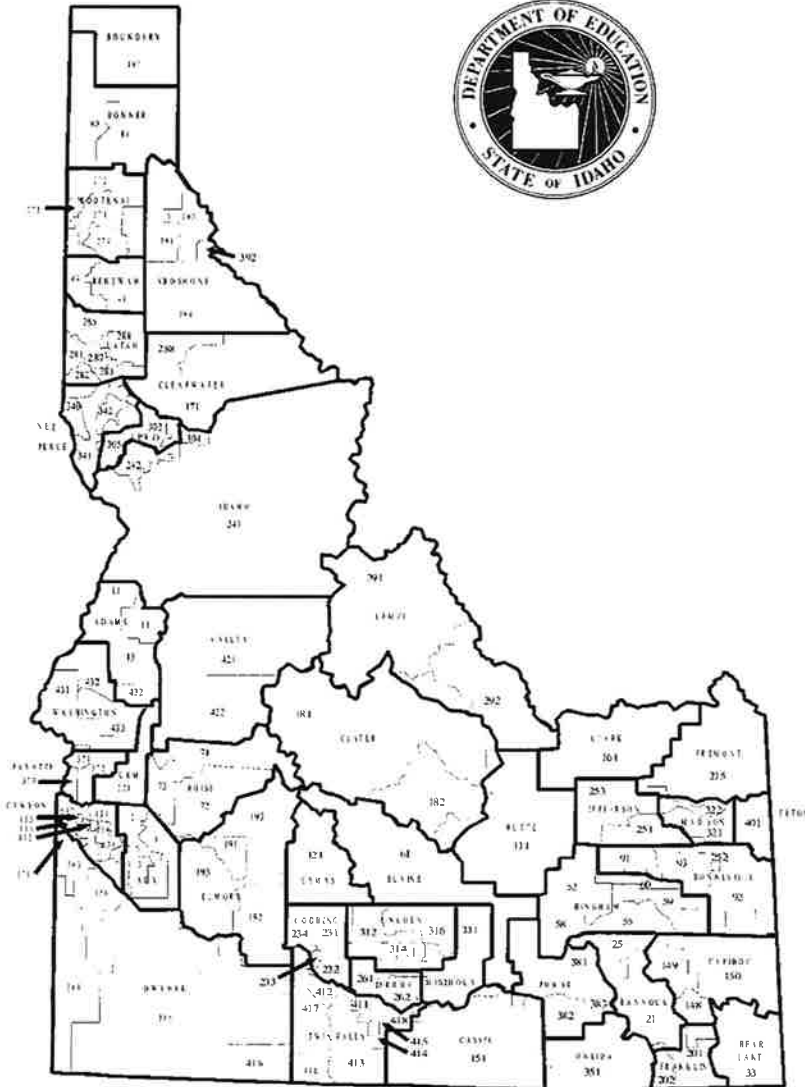
Payette and Washington

County

Sherri Ybarra  
STATE SUPERINTENDENT OF PUBLIC INSTRUCTION

DEPARTMENT OF EDUCATION

P.O. BOX 83720  
BOISE, 83720-0027





CODE	CONTENTS	BUDGET INCLUDED*
<b>GENERAL FUND</b>		
100	General M & O	<u>  x  </u>
<b>SPECIAL REVENUE FUNDS</b>		
220	Forest Reserve Fund	<u>          </u>
230-239	Special Project (Local)	<u>  x  </u>
240-249	Special Project (State)	<u>  x  </u>
250-289	Special Project (Federal)	<u>  x  </u>
290	Child Nutrition Fund	<u>  x  </u>
<b>DEBT SERVICE FUNDS</b>		
310	Bond Redemption & Interest Fund	<u>          </u>
<b>CAPITAL PROJECT FUNDS</b>		
410	Capital Construction Project Fund	<u>          </u>
420	Plant Facilities Fund	<u>  x  </u>
430	Plant Facilities Fund - School Bldg Main - Student Occupied Fund	<u>          </u>
<b>ENTERPRISE FUNDS</b>		
510	Enterprise Fund	<u>          </u>
<b>INTERNAL SERVICE FUNDS</b>		
610	Internal Service Fund	<u>          </u>
710/720	Trust Funds	<u>  x  </u>

**2018 - 2019 SCHOOL BUDGET**

This document represents the Board of Trustees' estimate of revenues, proposed expenditures and the fund balances of available school funds for the 2018 - 2019 fiscal year. The planning, preparation and presentation of the budget has been directed by the Board of Trustees and the use of these resources will enable the school district to accomplish its goals and objectives for the school year.

In compliance with Section 33-801, Idaho Code, and the policy of the State Superintendent of Public Instruction, this document has been presented at a public hearing in the school district on June 11, 2018 and the Board of Trustees formally adopted this budget on June 11, 2018.

  
 SUPERINTENDENT/CHARTER SCHOOL ADMINISTRATOR  
 \_\_\_\_\_  
 Barbara Choate  
 CONTACT PERSON (PLEASE PRINT)  
 \_\_\_\_\_  
 bchoate@payetteschools.org  
 EMAIL ADDRESS  
 \_\_\_\_\_  
 208-642-9366  
 PHONE NUMBER

SIGNED:  
  
 CHAIRPERSON OF THE BOARD  
 \_\_\_\_\_  
 Payette School District  
 SCHOOL DISTRICT/CHARTER NAME  
 \_\_\_\_\_  
 6/11/2018  
 DATE  
 \_\_\_\_\_  
 Copy on file in the Office of the Superintendent of Public Instruction

\* Indicate with an asterisk which reports are included in this document.

**BUDGET  
REVENUES**  
July 1, 2018 - June 30, 2019

Line	Code	REVENUES Item	Prior Year Budget	Proposed Budget		Line	Code	REVENUES Item	Prior Year Budget	Proposed Budget	
				Line Amounts	Totals					Line Amounts	Totals
1	320000	Estimated Fund Balance	502,164CR	371,000CR		40	429000	Other County			
2		as of July 1	502,164CR	*****	371,000CR	41	420000	TOTAL COUNTY **	0	*****	0
3	411100	Taxes-General M & O				42					
4	411200	Taxes-Supplemental	393,902CR	395,902CR		43	431100	Base Support Program	6,634,716CR	6,734,092CR	
5	411300	Taxes-Emergency	84,864CR			44	431200	Transportation Support	265,000CR	268,000CR	
6	411400	Taxes-Tort				45	431400	Except Child/SED Support			
7	411500	Taxes-Cooperative				46	431500	Border Tuition Support			
8	411600	Taxes-Tuition				47	431600	Tuition Equivalency			
9	411700	Taxes-Migrant				48	431800	Benefit Apportionment	867,900CR	886,471CR	
10	411900	Taxes-Other				49	431900	Other State Support	418,148CR	469,878CR	
11	412100	Taxes-Plant Facility				50	432100	Driver Education Prog.			
12	412500	Taxes-Bond & Interest				51	432400	Professional Technical Prog	60,000CR	60,000CR	
13		TOTAL TAXES **	478,766CR	*****	395,902CR	52	437000	Lottery/Additional State Maint	165,178CR	165,178CR	
14	413000	Penalty: Delinquent Taxes	14,500CR	12,500CR		53	438000	Rev in Lieu of/Ag Equip Tax	33,063CR	33,063CR	
15						54	439000	Other State Revenue			
16	414100	Tuition - Individuals				55					
17	414200	Tuition-Districts in Idaho				56	430000	TOTAL STATE **	8,444,005CR	*****	8,616,682CR
18	414300	Tuition-Out of State Districts				57					
19						58	442000	Indirect Unrestricted Fed.			
20	415000	Earnings on Investments	21,855CR	25,000CR		59	443000	Direct Restricted Fed.			
21						60	445100	Title I - ESEA			
22	416100	School Food Service				61	445200	Title VI, ESEA-Innovative Pr			
23	416200	Meal Sales: Non-Reimb.				62	445300	Perkins III-Voc Tech Act			
24	416900	Other Food Sales				63	445400	Adult Education			
25						64	445500	Child Nutrition Reimb.			
26	417100	Admissions/Activities				65	445600	Title VI-B			
27	417200	Bookstore Sales				66	445900	Other Indirect Fed. Prog.			
28	417300	Clubs, Org. Dues, Etc.				67	448200	Impact Aid - P.L. 874			
29	417400	School Fees & Charges				68	440000	TOTAL FEDERAL **	0	*****	0
30	417900	Other Student Revenues				69					
31						70	451000	Proceeds: Bonds,Capital Leases			
32	418100	Community Service				71	453000	Sale of Fixed Assets			
33						72	450000	TOTAL OTHER **	0	*****	0
34	419100	Rentals				73					
35	419200	Contributions/Donations	700CR	700CR		74		TOTAL REVENUES **	8,964,535CR	*****	9,051,084CR
36	419300	Transportaion Fees				75					
37	419900	Other Local	4,709CR	300CR		76	460000	TRANSFERS IN	37,209CR	54,458CR	
38		TOTAL OTHER LOCAL **	41,764CR	*****	38,500CR	77					
39	410000	TOTAL LOCAL ** (Line 13 + 38)	520,530CR	*****	434,402CR	78	400000	BAL. + REVENUE + TRANS. (Lines 1 + 74 + 76)	9,503,908CR	*****	9,476,542CR



**BUDGET  
EXPENDITURES**  
July 1, 2018 - June 30, 2019

Line	Code	EXPENDITURES Functions/Programs	Prior Year Budget	Proposed Budget	100 Salaries	200 Benefits	300 Purchased Services	400 Supplies Materials	500 Capital Objects	600 Debt Retirement	700 Insurance- Judgment	800 Transfers
39	691	Other Support Services Prog.										
40												
41	600	TOTAL SUPPORT SERV.**	3,562,703	3,638,452	1,913,424	757,891	537,137	346,500	20,000	0	63,500	0
42												
43	710	Child Nutrition Program	28,500	28,500		26,000		2,500				
44	720	Community Services Program	6,000	6,000				6,000				
45	730	Enterprise Operations										
46	700	TOTAL NON-INSTRUCTION**	34,500	34,500	0	26,000	0	8,500	0	0	0	0
47												
48	810	Capital Assets-Student Occ	1,000									
49	811	Capital Assets-Non Student Occ										
50	800	TOTAL CAPITAL ASSETS PROG**	1,000	0	0	0	0	0	0	0	0	0
51												
52	911	Debt Services Prog.-Princ.										
53	912	Debt Services Prog.-Int.										
54	913	Debt Serv Prog-Refnded Debt										
55	920	Transfers Out		78,584								78,584
56												
57	900	TOTAL OTHER SERVICES **	0	78,584	0	0	0	0	0	0	0	78,584
58												
59												
60		TOTAL EXPENDITURES ** (Lines 14+41+47+49+57) **	9,172,502	9,422,634	5,878,932	2,233,781	587,137	560,700	20,000	0	63,500	78,584
61												
62	950	Contingency Reserve (5% of Line 60)										
63												
64		TOTAL APPROPRIATION (Line 60 + Line 62)	9,172,502	9,422,634								
65												
66		BUDGET SUMMARY										
67												
68		Beginning Fund Balance	502,164CR	371,000CR								
69		Revenues + Transfers In	9,001,744CR	9,105,542CR								
70		TOTAL REVENUE (68 + 69)	9,503,908CR	9,476,542CR								
71												
72		Total Appropriation	9,172,502	9,422,634								
73		Unappropriated Balance	331,406	53,908								
74		TOTAL APPROPRIATION (72+73)	9,503,908	9,476,542								

BUDGET SUMMARY

The total on line 70 must equal the total on line 74

**BUDGET  
REVENUES**  
July 1, 2018 - June 30, 2019

Line	Code	REVENUES Item	Prior Year Budget	Proposed Budget		Line	Code	REVENUES Item	Prior Year Budget	Proposed Budget	
				Line Amounts	Totals					Line Amounts	Totals
1	320000	Estimated Fund Balance		*****		40	429000	Other County			
2		as of July 1	0	*****	0	41	420000	TOTAL COUNTY **	0	*****	0
3	411100	Taxes-General M & O				42					
4	411200	Taxes-Supplemental				43	431100	Base Support Program			
5	411300	Taxes-Emergency				44	431200	Transportation Support			
6	411400	Taxes-Tort				45	431400	Except Child/SED Support			
7	411500	Taxes-Cooperative				46	431500	Border Tuition Support			
8	411600	Taxes-Tuition				47	431600	Tuition Equivalency			
9	411700	Taxes-Migrant				48	431800	Benefit Apportionment			
10	411900	Taxes-Other				49	431900	Other State Support			
11	412100	Taxes-Plant Facility				50	432100	Driver Education Prog.			
12	412500	Taxes-Bond & Interest				51	432400	Professional Technical Prog			
13		TOTAL TAXES **	0	*****	0	52	437000	Lottery/Additional State Maint			
14	413000	Penalty: Delinquent Taxes				53	438000	Rev in Lieu of/Ag Equip Tax			
15						54	439000	Other State Revenue			
16	414100	Tuition - Individuals				55					
17	414200	Tuition-Districts in Idaho				56	430000	TOTAL STATE **	0	*****	0
18	414300	Tuition-Out of State Districts				57					
19						58	442000	Indirect Unrestricted Fed.			
20	415000	Earnings on Investments				59	443000	Direct Restricted Fed.			
21						60	445100	Title I - ESEA			
22	416100	School Food Service				61	445200	Title VI, ESEA-Innovative Pr			
23	416200	Meal Sales: Non-Reimb.				62	445300	Perkins III-Voc Tech Act			
24	416900	Other Food Sales				63	445400	Adult Education			
25						64	445500	Child Nutrition Reimb.			
26	417100	Admissions/Activities				65	445600	Title VI-B			
27	417200	Bookstore Sales				66	445900	Other Indirect Fed. Prog.			
28	417300	Clubs, Org. Dues, Etc.				67	448200	Impact Aid - P.L. 874			
29	417400	School Fees & Charges				68	440000	TOTAL FEDERAL **	0	*****	0
30	417900	Other Student Revenues				69					
31						70	451000	Proceeds: Bonds,Capital Leases			
32	418100	Community Service				71	453000	Sale of Fixed Assets			
33						72	450000	TOTAL OTHER **	0	*****	0
34	419100	Rentals				73					
35	419200	Contributions/Donations				74		TOTAL REVENUES **	60,000CR	*****	60,000CR
36	419300	Transportaion Fees				75					
37	419900	Other Local	60,000CR	60,000CR		76	460000	TRANSFERS IN			
38		TOTAL OTHER LOCAL **	60,000CR	*****	60,000CR	77					
39	410000	TOTAL LOCAL ** (Line 13 + 38)	60,000CR	*****	60,000CR	78	400000	BAL.+ REVENUE + TRANS. (Lines 1 + 74 + 76)	60,000CR	*****	60,000CR



**BUDGET  
EXPENDITURES**  
July 1, 2018 - June 30, 2019

Line	Code	EXPENDITURES Functions/Programs	Prior Year Budget	Proposed Budget	100 Salaries	200 Benefits	300 Purchased Services	400 Supplies Materials	500 Capital Objects	600 Debt Retirement	700 Insurance- Judgment	800 Transfers
39	691	Other Support Services Prog.										
40												
41	600	TOTAL SUPPORT SERV.**	0	0	0	0	0	0	0	0	0	0
42												
43	710	Child Nutrition Program										
44	720	Community Services Program										
45	730	Enterprise Operations										
46	700	TOTAL NON-INSTRUCTION**	0	0	0	0	0	0	0	0	0	0
47												
48	810	Capital Assets-Student Occ										
49	811	Capital Assets-Non Student Occ										
50	800	TOTAL CAPITAL ASSETS PROG**	0	0	0	0	0	0	0	0	0	0
51												
52	911	Debt Services Prog.-Princ.										
53	912	Debt Services Prog.-Int.										
54	913	Debt Serv Prog-Refnded Debt										
55	920	Transfers Out										
56												
57	900	TOTAL OTHER SERVICES **	0	0	0	0	0	0	0	0	0	0
58												
59												
60		TOTAL EXPENDITURES ** (Lines 14+41+47+49+57) **	60,000	60,000	40,000	14,961	0	5,039	0	0	0	0
61												
62	950	Contingency Reserve (5% of Line 60)										
63												
64		TOTAL APPROPRIATION (Line 60 + Line 62)	60,000	60,000								
65												
66		BUDGET SUMMARY										
67												
68		Beginning Fund Balance										
69		Revenues + Transfers In	60,000CR	60,000CR								
70		TOTAL REVENUE (68 + 69)	60,000CR	60,000CR								
71												
72		Total Appropriation	60,000	60,000								
73		Unappropriated Balance										
74		TOTAL APPROPRIATION (72+73)	60,000	60,000								

BUDGET SUMMARY

The total on line 70 must equal the total on line 74



**BUDGET  
REVENUES**  
July 1, 2018 - June 30, 2019

Line	Code	REVENUES Item	Prior Year Budget	Proposed Budget		Line	Code	REVENUES Item	Prior Year Budget	Proposed Budget	
				Line Amounts	Totals					Line Amounts	Totals
1	320000	Estimated Fund Balance	110,000CR	110,000CR		40	429000	Other County			
2		as of July 1	110,000CR	*****	110,000CR	41	420000	TOTAL COUNTY **	0	*****	0
3	411100	Taxes-General M & O				42					
4	411200	Taxes-Supplemental				43	431100	Base Support Program			
5	411300	Taxes-Emergency				44	431200	Transportation Support			
6	411400	Taxes-Tort				45	431400	Except Child/SED Support			
7	411500	Taxes-Cooperative				46	431500	Border Tuition Support			
8	411600	Taxes-Tuition				47	431600	Tuition Equivalency			
9	411700	Taxes-Migrant				48	431800	Benefit Apportionment			
10	411900	Taxes-Other				49	431900	Other State Support			
11	412100	Taxes-Plant Facility				50	432100	Driver Education Prog.			
12	412500	Taxes-Bond & Interest				51	432400	Professional Technical Prog			
13		TOTAL TAXES **	0	*****	0	52	437000	Lottery/Additional State Maint			
14	413000	Penalty: Delinquent Taxes				53	438000	Rev in Lieu of/Ag Equip Tax			
15						54	439000	Other State Revenue			
16	414100	Tuition - Individuals				55					
17	414200	Tuition-Districts in Idaho				56	430000	TOTAL STATE **	0	*****	0
18	414300	Tuition-Out of State Districts				57					
19						58	442000	Indirect Unrestricted Fed.			
20	415000	Earnings on Investments				59	443000	Direct Restricted Fed.			
21						60	445100	Title I - ESEA			
22	416100	School Food Service				61	445200	Title VI, ESEA-Innovative Pr			
23	416200	Meal Sales: Non-Reimb.				62	445300	Perkins III-Voc Tech Act			
24	416900	Other Food Sales				63	445400	Adult Education			
25						64	445500	Child Nutrition Reimb.			
26	417100	Admissions/Activities				65	445600	Title VI-B			
27	417200	Bookstore Sales				66	445900	Other Indirect Fed. Prog.			
28	417300	Clubs, Org. Dues, Etc.				67	448200	Impact Aid - P.L. 874			
29	417400	School Fees & Charges				68	440000	TOTAL FEDERAL **	0	*****	0
30	417900	Other Student Revenues				69					
31						70	451000	Proceeds: Bonds,Capital Leases			
32	418100	Community Service				71	453000	Sale of Fixed Assets			
33						72	450000	TOTAL OTHER **	0	*****	0
34	419100	Rentals				73					
35	419200	Contributions/Donations	50,000CR	50,000CR		74		TOTAL REVENUES **	50,000CR	*****	50,000CR
36	419300	Transportaion Fees				75					
37	419900	Other Local				76	460000	TRANSFERS IN			
38		TOTAL OTHER LOCAL **	50,000CR	*****	50,000CR	77					
39	410000	TOTAL LOCAL ** (Line 13 + 38)	50,000CR	*****	50,000CR	78	400000	BAL.+ REVENUE + TRANS. (Lines 1 + 74 + 76)	160,000CR	*****	160,000CR



**BUDGET  
EXPENDITURES**  
July 1, 2018 - June 30, 2019

Line	Code	EXPENDITURES Functions/Programs	Prior Year Budget	Proposed Budget	100 Salaries	200 Benefits	300 Purchased Services	400 Supplies Materials	500 Capital Objects	600 Debt Retirement	700 Insurance- Judgment	800 Transfers
39	691	Other Support Services Prog.										
40												
41	600	TOTAL SUPPORT SERV.**	0	0	0	0	0	0	0	0	0	0
42												
43	710	Child Nutrition Program										
44	720	Community Services Program										
45	730	Enterprise Operations										
46	700	TOTAL NON-INSTRUCTION**	0	0	0	0	0	0	0	0	0	0
47												
48	810	Capital Assets-Student Occ										
49	811	Capital Assets-Non Student Occ										
50	800	TOTAL CAPITAL ASSETS PROG**	0	0	0	0	0	0	0	0	0	0
51												
52	911	Debt Services Prog.-Princ.										
53	912	Debt Services Prog.-Int.										
54	913	Debt Serv Prog-Refnded Debt										
55	920	Transfers Out										
56												
57	900	TOTAL OTHER SERVICES **	0	0	0	0	0	0	0	0	0	0
58												
59												
60		TOTAL EXPENDITURES ** (Lines 14+41+47+49+57) **	153,883	153,883	50,000	23,883	0	30,000	50,000	0	0	0
61												
62	950	Contingency Reserve (5% of Line 60)										
63												
64		TOTAL APPROPRIATION (Line 60 + Line 62)	153,883	153,883								
65												
66		BUDGET SUMMARY										
67												
68		Beginning Fund Balance	110,000CR	110,000CR								
69		Revenues + Transfers In	50,000CR	50,000CR								
70		TOTAL REVENUE (68 + 69)	160,000CR	160,000CR								
71												
72		Total Appropriation	153,883	153,883								
73		Unappropriated Balance	6,117	6,117								
74		TOTAL APPROPRIATION (72+73)	160,000	160,000								

BUDGET SUMMARY

The total on line 70 must equal the total on line 74

**BUDGET  
REVENUES**  
July 1, 2018 - June 30, 2019

Line	Code	REVENUES Item	Prior Year Budget	Proposed Budget		Line	Code	REVENUES Item	Prior Year Budget	Proposed Budget	
				Line Amounts	Totals					Line Amounts	Totals
1	320000	Estimated Fund Balance		*****		40	429000	Other County			
2		as of July 1	0	*****	0	41	420000	TOTAL COUNTY **	0	*****	0
3	411100	Taxes-General M & O				42					
4	411200	Taxes-Supplemental				43	431100	Base Support Program			
5	411300	Taxes-Emergency				44	431200	Transportation Support			
6	411400	Taxes-Tort				45	431400	Except Child/SED Support			
7	411500	Taxes-Cooperative				46	431500	Border Tuition Support			
8	411600	Taxes-Tuition				47	431600	Tuition Equivalency			
9	411700	Taxes-Migrant				48	431800	Benefit Apportionment			
10	411900	Taxes-Other				49	431900	Other State Support			
11	412100	Taxes-Plant Facility				50	432100	Driver Education Prog.			
12	412500	Taxes-Bond & Interest				51	432400	Professional Technical Prog			
13		TOTAL TAXES **	0	*****	0	52	437000	Lottery/Additional State Maint			
14	413000	Penalty: Delinquent Taxes				53	438000	Rev in Lieu of/Ag Equip Tax			
15						54	439000	Other State Revenue			
16	414100	Tuition - Individuals				55					
17	414200	Tuition-Districts in Idaho				56	430000	TOTAL STATE **	0	*****	0
18	414300	Tuition-Out of State Districts				57					
19						58	442000	Indirect Unrestricted Fed.			
20	415000	Earnings on Investments				59	443000	Direct Restricted Fed.			
21						60	445100	Title I - ESEA			
22	416100	School Food Service				61	445200	Title VI, ESEA-Innovative Pr			
23	416200	Meal Sales: Non-Reimb.				62	445300	Perkins III-Voc Tech Act			
24	416900	Other Food Sales				63	445400	Adult Education			
25						64	445500	Child Nutrition Reimb.			
26	417100	Admissions/Activities				65	445600	Title VI-B			
27	417200	Bookstore Sales				66	445900	Other Indirect Fed. Prog.			
28	417300	Clubs, Org. Dues, Etc.				67	448200	Impact Aid - P.L. 874			
29	417400	School Fees & Charges				68	440000	TOTAL FEDERAL **	0	*****	0
30	417900	Other Student Revenues				69					
31						70	451000	Proceeds: Bonds,Capital Leases			
32	418100	Community Service				71	453000	Sale of Fixed Assets			
33						72	450000	TOTAL OTHER **	0	*****	0
34	419100	Rentals				73					
35	419200	Contributions/Donations				74		TOTAL REVENUES **	0	*****	0
36	419300	Transportaion Fees				75					
37	419900	Other Local				76	460000	TRANSFERS IN			
38		TOTAL OTHER LOCAL **	0	*****	0	77					
39	410000	TOTAL LOCAL ** (Line 13 + 38)	0	*****	0	78	400000	BAL.+ REVENUE + TRANS. (Lines 1 + 74 + 76)	0	*****	0



**BUDGET  
EXPENDITURES**  
July 1, 2018 - June 30, 2019

Line	Code	EXPENDITURES Functions/Programs	Prior Year Budget	Proposed Budget	100 Salaries	200 Benefits	300 Purchased Services	400 Supplies Materials	500 Capital Objects	600 Debt Retirement	700 Insurance- Judgment	800 Transfers
39	691	Other Support Services Prog.										
40												
41	600	TOTAL SUPPORT SERV.**	0	0	0	0	0	0	0	0	0	0
42												
43	710	Child Nutrition Program										
44	720	Community Services Program										
45	730	Enterprise Operations										
46	700	TOTAL NON-INSTRUCTION**	0	0	0	0	0	0	0	0	0	0
47												
48	810	Capital Assets-Student Occ										
49	811	Capital Assets-Non Student Occ										
50	800	TOTAL CAPITAL ASSETS PROG**	0	0	0	0	0	0	0	0	0	0
51												
52	911	Debt Services Prog.-Princ.										
53	912	Debt Services Prog.-Int.										
54	913	Debt Serv Prog-Refnded Debt										
55	920	Transfers Out										
56												
57	900	TOTAL OTHER SERVICES **	0	0	0	0	0	0	0	0	0	0
58												
59												
60		TOTAL EXPENDITURES ** (Lines 14+41+47+49+57) **	0	0	0	0	0	0	0	0	0	0
61												
62	950	Contingency Reserve (5% of Line 60)										
63												
64		TOTAL APPROPRIATION (Line 60 + Line 62)	0	0								
65												
66		BUDGET SUMMARY										
67												
68		Beginning Fund Balance										
69		Revenues + Transfers In										
70		TOTAL REVENUE (68 + 69)	0	0								
71												
72		Total Appropriation										
73		Unappropriated Balance										
74		TOTAL APPROPRIATION (72+73)	0	0								

BUDGET SUMMARY

The total on line 70 must equal the total on line 74

**BUDGET  
REVENUES**  
July 1, 2018 - June 30, 2019

Line	Code	REVENUES Item	Prior Year Budget	Proposed Budget		Line	Code	REVENUES Item	Prior Year Budget	Proposed Budget	
				Line Amounts	Totals					Line Amounts	Totals
1	320000	Estimated Fund Balance		*****		40	429000	Other County			
2		as of July 1	0	*****	0	41	420000	TOTAL COUNTY **	0	*****	0
3	411100	Taxes-General M & O				42					
4	411200	Taxes-Supplemental				43	431100	Base Support Program			
5	411300	Taxes-Emergency				44	431200	Transportation Support			
6	411400	Taxes-Tort				45	431400	Except Child/SED Support			
7	411500	Taxes-Cooperative				46	431500	Border Tuition Support			
8	411600	Taxes-Tuition				47	431600	Tuition Equivalency			
9	411700	Taxes-Migrant				48	431800	Benefit Apportionment			
10	411900	Taxes-Other				49	431900	Other State Support			
11	412100	Taxes-Plant Facility				50	432100	Driver Education Prog.	10,000CR	10,000CR	
12	412500	Taxes-Bond & Interest				51	432400	Professional Technical Prog			
13		TOTAL TAXES **	0	*****	0	52	437000	Lottery/Additional State Maint			
14	413000	Penalty: Delinquent Taxes				53	438000	Rev in Lieu of/Ag Equip Tax			
15						54	439000	Other State Revenue			
16	414100	Tuition - Individuals	15,000CR	15,000CR		55					
17	414200	Tuition-Districts in Idaho				56	430000	TOTAL STATE **	10,000CR	*****	10,000CR
18	414300	Tuition-Out of State Districts				57					
19						58	442000	Indirect Unrestricted Fed.			
20	415000	Earnings on Investments				59	443000	Direct Restricted Fed.			
21						60	445100	Title I - ESEA			
22	416100	School Food Service				61	445200	Title VI, ESEA-Innovative Pr			
23	416200	Meal Sales: Non-Reimb.				62	445300	Perkins III-Voc Tech Act			
24	416900	Other Food Sales				63	445400	Adult Education			
25						64	445500	Child Nutrition Reimb.			
26	417100	Admissions/Activities				65	445600	Title VI-B			
27	417200	Bookstore Sales				66	445900	Other Indirect Fed. Prog.			
28	417300	Clubs, Org. Dues, Etc.				67	448200	Impact Aid - P.L. 874			
29	417400	School Fees & Charges				68	440000	TOTAL FEDERAL **	0	*****	0
30	417900	Other Student Revenues				69					
31						70	451000	Proceeds: Bonds,Capital Leases			
32	418100	Community Service				71	453000	Sale of Fixed Assets			
33						72	450000	TOTAL OTHER **	0	*****	0
34	419100	Rentals				73					
35	419200	Contributions/Donations				74		TOTAL REVENUES **	25,000CR	*****	25,000CR
36	419300	Transportaion Fees				75					
37	419900	Other Local				76	460000	TRANSFERS IN			
38		TOTAL OTHER LOCAL **	15,000CR	*****	15,000CR	77					
39	410000	TOTAL LOCAL ** (Line 13 + 38)	15,000CR	*****	15,000CR	78	400000	BAL.+ REVENUE + TRANS. (Lines 1 + 74 + 76)	25,000CR	*****	25,000CR





**BUDGET  
EXPENDITURES**  
July 1, 2018 - June 30, 2019

Line	Code	EXPENDITURES Functions/Programs	Prior Year Budget	Proposed Budget	100 Salaries	200 Benefits	300 Purchased Services	400 Supplies Materials	500 Capital Objects	600 Debt Retirement	700 Insurance- Judgment	800 Transfers
39	691	Other Support Services Prog.										
40												
41	600	TOTAL SUPPORT SERV.**	5,065	5,065	3,650	1,415	0	0	0	0	0	0
42												
43	710	Child Nutrition Program										
44	720	Community Services Program										
45	730	Enterprise Operations										
46	700	TOTAL NON-INSTRUCTION**	0	0	0	0	0	0	0	0	0	0
47												
48	810	Capital Assets-Student Occ										
49	811	Capital Assets-Non Student Occ										
50	800	TOTAL CAPITAL ASSETS PROG**	0	0	0	0	0	0	0	0	0	0
51												
52	911	Debt Services Prog.-Princ.										
53	912	Debt Services Prog.-Int.										
54	913	Debt Serv Prog-Refnded Debt										
55	920	Transfers Out										
56												
57	900	TOTAL OTHER SERVICES **	0	0	0	0	0	0	0	0	0	0
58												
59												
60		TOTAL EXPENDITURES ** (Lines 14+41+47+49+57) **	25,000	25,000	17,150	5,415	0	2,435	0	0	0	0
61												
62	950	Contingency Reserve (5% of Line 60)										
63												
64		TOTAL APPROPRIATION (Line 60 + Line 62)	25,000	25,000								
65												
66		BUDGET SUMMARY										
67												
68		Beginning Fund Balance										
69		Revenues + Transfers In	25,000CR	25,000CR								
70		TOTAL REVENUE (68 + 69)	25,000CR	25,000CR								
71												
72		Total Appropriation	25,000	25,000								
73		Unappropriated Balance										
74		TOTAL APPROPRIATION (72+73)	25,000	25,000								

BUDGET SUMMARY

The total on line 70 must equal the total on line 74

**BUDGET  
REVENUES**  
July 1, 2018 - June 30, 2019

Line	Code	REVENUES Item	Prior Year Budget	Proposed Budget		Line	Code	REVENUES Item	Prior Year Budget	Proposed Budget	
				Line Amounts	Totals					Line Amounts	Totals
1	320000	Estimated Fund Balance		*****		40	429000	Other County			
2		as of July 1	0	*****	0	41	420000	TOTAL COUNTY **	0	*****	0
3	411100	Taxes-General M & O				42					
4	411200	Taxes-Supplemental				43	431100	Base Support Program			
5	411300	Taxes-Emergency				44	431200	Transportation Support			
6	411400	Taxes-Tort				45	431400	Except Child/SED Support			
7	411500	Taxes-Cooperative				46	431500	Border Tuition Support			
8	411600	Taxes-Tuition				47	431600	Tuition Equivalency			
9	411700	Taxes-Migrant				48	431800	Benefit Apportionment			
10	411900	Taxes-Other				49	431900	Other State Support			
11	412100	Taxes-Plant Facility				50	432100	Driver Education Prog.			
12	412500	Taxes-Bond & Interest				51	432400	Professional Technical Prog	44,628CR	44,628CR	
13		TOTAL TAXES **	0	*****	0	52	437000	Lottery/Additional State Maint			
14	413000	Penalty: Delinquent Taxes				53	438000	Rev in Lieu of/Ag Equip Tax			
15						54	439000	Other State Revenue			
16	414100	Tuition - Individuals				55					
17	414200	Tuition-Districts in Idaho				56	430000	TOTAL STATE **	44,628CR	*****	44,628CR
18	414300	Tuition-Out of State Districts				57					
19						58	442000	Indirect Unrestricted Fed.			
20	415000	Earnings on Investments				59	443000	Direct Restricted Fed.			
21						60	445100	Title I - ESEA			
22	416100	School Food Service				61	445200	Title VI, ESEA-Innovative Pr			
23	416200	Meal Sales: Non-Reimb.				62	445300	Perkins III-Voc Tech Act			
24	416900	Other Food Sales				63	445400	Adult Education			
25						64	445500	Child Nutrition Reimb.			
26	417100	Admissions/Activities				65	445600	Title VI-B			
27	417200	Bookstore Sales				66	445900	Other Indirect Fed. Prog.			
28	417300	Clubs, Org. Dues, Etc.				67	448200	Impact Aid - P.L. 874			
29	417400	School Fees & Charges				68	440000	TOTAL FEDERAL **	0	*****	0
30	417900	Other Student Revenues				69					
31						70	451000	Proceeds: Bonds,Capital Leases			
32	418100	Community Service				71	453000	Sale of Fixed Assets			
33						72	450000	TOTAL OTHER **	0	*****	0
34	419100	Rentals				73					
35	419200	Contributions/Donations				74		TOTAL REVENUES **	44,628CR	*****	44,628CR
36	419300	Transportaion Fees				75					
37	419900	Other Local				76	460000	TRANSFERS IN			
38		TOTAL OTHER LOCAL **	0	*****	0	77					
39	410000	TOTAL LOCAL ** (Line 13 + 38)	0	*****	0	78	400000	BAL.+ REVENUE + TRANS. (Lines 1 + 74 + 76)	44,628CR	*****	44,628CR



**BUDGET  
EXPENDITURES**  
July 1, 2018 - June 30, 2019

Line	Code	EXPENDITURES Functions/Programs	Prior Year Budget	Proposed Budget	100 Salaries	200 Benefits	300 Purchased Services	400 Supplies Materials	500 Capital Objects	600 Debt Retirement	700 Insurance- Judgment	800 Transfers
39	691	Other Support Services Prog.										
40												
41	600	TOTAL SUPPORT SERV.**	0	0	0	0	0	0	0	0	0	0
42												
43	710	Child Nutrition Program										
44	720	Community Services Program										
45	730	Enterprise Operations										
46	700	TOTAL NON-INSTRUCTION**	0	0	0	0	0	0	0	0	0	0
47												
48	810	Capital Assets-Student Occ										
49	811	Capital Assets-Non Student Occ										
50	800	TOTAL CAPITAL ASSETS PROG**	0	0	0	0	0	0	0	0	0	0
51												
52	911	Debt Services Prog.-Princ.										
53	912	Debt Services Prog.-Int.										
54	913	Debt Serv Prog-Refnded Debt										
55	920	Transfers Out										
56												
57	900	TOTAL OTHER SERVICES **	0	0	0	0	0	0	0	0	0	0
58												
59												
60		TOTAL EXPENDITURES ** (Lines 14+41+47+49+57) **	44,628	44,628	15,440	3,137	8,493	17,558	0	0	0	0
61												
62	950	Contingency Reserve (5% of Line 60)										
63												
64		TOTAL APPROPRIATION (Line 60 + Line 62)	44,628	44,628								
65												
66		BUDGET SUMMARY										
67												
68		Beginning Fund Balance										
69		Revenues + Transfers In	44,628CR	44,628CR								
70		TOTAL REVENUE (68 + 69)	44,628CR	44,628CR								
71												
72		Total Appropriation	44,628	44,628								
73		Unappropriated Balance										
74		TOTAL APPROPRIATION (72+73)	44,628	44,628								

BUDGET SUMMARY

The total on line 70 must equal the total on line 74

**BUDGET  
REVENUES**  
July 1, 2018 - June 30, 2019

Line	Code	REVENUES Item	Prior Year Budget	Proposed Budget		Line	Code	REVENUES Item	Prior Year Budget	Proposed Budget	
				Line Amounts	Totals					Line Amounts	Totals
1	320000	Estimated Fund Balance		*****		40	429000	Other County			
2		as of July 1	0	*****	0	41	420000	TOTAL COUNTY **	0	*****	0
3	411100	Taxes-General M & O				42					
4	411200	Taxes-Supplemental				43	431100	Base Support Program			
5	411300	Taxes-Emergency				44	431200	Transportation Support			
6	411400	Taxes-Tort				45	431400	Except Child/SED Support			
7	411500	Taxes-Cooperative				46	431500	Border Tuition Support			
8	411600	Taxes-Tuition				47	431600	Tuition Equivalency			
9	411700	Taxes-Migrant				48	431800	Benefit Apportionment			
10	411900	Taxes-Other				49	431900	Other State Support			
11	412100	Taxes-Plant Facility				50	432100	Driver Education Prog.			
12	412500	Taxes-Bond & Interest				51	432400	Professional Technical Prog			
13		TOTAL TAXES **	0	*****	0	52	437000	Lottery/Additional State Maint			
14	413000	Penalty: Delinquent Taxes				53	438000	Rev in Lieu of/Ag Equip Tax			
15						54	439000	Other State Revenue			
16	414100	Tuition - Individuals				55					
17	414200	Tuition-Districts in Idaho				56	430000	TOTAL STATE **	0	*****	0
18	414300	Tuition-Out of State Districts				57					
19						58	442000	Indirect Unrestricted Fed.			
20	415000	Earnings on Investments				59	443000	Direct Restricted Fed.			
21						60	445100	Title I - ESEA			
22	416100	School Food Service				61	445200	Title VI, ESEA-Innovative Pr			
23	416200	Meal Sales: Non-Reimb.				62	445300	Perkins III-Voc Tech Act			
24	416900	Other Food Sales				63	445400	Adult Education			
25						64	445500	Child Nutrition Reimb.			
26	417100	Admissions/Activities				65	445600	Title VI-B			
27	417200	Bookstore Sales				66	445900	Other Indirect Fed. Prog.			
28	417300	Clubs, Org. Dues, Etc.				67	448200	Impact Aid - P.L. 874			
29	417400	School Fees & Charges				68	440000	TOTAL FEDERAL **	0	*****	0
30	417900	Other Student Revenues				69					
31						70	451000	Proceeds: Bonds,Capital Leases			
32	418100	Community Service				71	453000	Sale of Fixed Assets			
33						72	450000	TOTAL OTHER **	0	*****	0
34	419100	Rentals				73					
35	419200	Contributions/Donations				74		TOTAL REVENUES **	0	*****	0
36	419300	Transportaion Fees				75					
37	419900	Other Local				76	460000	TRANSFERS IN			
38		TOTAL OTHER LOCAL **	0	*****	0	77					
39	410000	TOTAL LOCAL ** (Line 13 + 38)	0	*****	0	78	400000	BAL.+ REVENUE + TRANS. (Lines 1 + 74 + 76)	0	*****	0



**BUDGET  
EXPENDITURES**  
July 1, 2018 - June 30, 2019

Line	Code	EXPENDITURES Functions/Programs	Prior Year Budget	Proposed Budget	100 Salaries	200 Benefits	300 Purchased Services	400 Supplies Materials	500 Capital Objects	600 Debt Retirement	700 Insurance- Judgment	800 Transfers
39	691	Other Support Services Prog.										
40												
41	600	TOTAL SUPPORT SERV.**	0	0	0	0	0	0	0	0	0	0
42												
43	710	Child Nutrition Program										
44	720	Community Services Program										
45	730	Enterprise Operations										
46	700	TOTAL NON-INSTRUCTION**	0	0	0	0	0	0	0	0	0	0
47												
48	810	Capital Assets-Student Occ										
49	811	Capital Assets-Non Student Occ										
50	800	TOTAL CAPITAL ASSETS PROG**	0	0	0	0	0	0	0	0	0	0
51												
52	911	Debt Services Prog.-Princ.										
53	912	Debt Services Prog.-Int.										
54	913	Debt Serv Prog-Refnded Debt										
55	920	Transfers Out										
56												
57	900	TOTAL OTHER SERVICES **	0	0	0	0	0	0	0	0	0	0
58												
59												
60		TOTAL EXPENDITURES ** (Lines 14+41+47+49+57) **	0	0	0	0	0	0	0	0	0	0
61												
62	950	Contingency Reserve (5% of Line 60)										
63												
64		TOTAL APPROPRIATION (Line 60 + Line 62)	0	0								
65												
66		BUDGET SUMMARY										
67												
68		Beginning Fund Balance										
69		Revenues + Transfers In										
70		TOTAL REVENUE (68 + 69)	0	0								
71												
72		Total Appropriation										
73		Unappropriated Balance										
74		TOTAL APPROPRIATION (72+73)	0	0								

BUDGET SUMMARY

The total on line 70 must equal the total on line 74

**BUDGET  
REVENUES**  
July 1, 2018 - June 30, 2019

Line	Code	REVENUES Item	Prior Year Budget	Proposed Budget		Line	Code	REVENUES Item	Prior Year Budget	Proposed Budget	
				Line Amounts	Totals					Line Amounts	Totals
1	320000	Estimated Fund Balance		*****		40	429000	Other County			
2		as of July 1	0	*****	0	41	420000	TOTAL COUNTY **	0	*****	0
3	411100	Taxes-General M & O				42					
4	411200	Taxes-Supplemental				43	431100	Base Support Program			
5	411300	Taxes-Emergency				44	431200	Transportation Support			
6	411400	Taxes-Tort				45	431400	Except Child/SED Support			
7	411500	Taxes-Cooperative				46	431500	Border Tuition Support			
8	411600	Taxes-Tuition				47	431600	Tuition Equivalency			
9	411700	Taxes-Migrant				48	431800	Benefit Apportionment			
10	411900	Taxes-Other				49	431900	Other State Support	169,805CR	169,805CR	
11	412100	Taxes-Plant Facility				50	432100	Driver Education Prog.			
12	412500	Taxes-Bond & Interest				51	432400	Professional Technical Prog			
13		TOTAL TAXES **	0	*****	0	52	437000	Lottery/Additional State Maint			
14	413000	Penalty: Delinquent Taxes				53	438000	Rev in Lieu of/Ag Equip Tax			
15						54	439000	Other State Revenue			
16	414100	Tuition - Individuals				55					
17	414200	Tuition-Districts in Idaho				56	430000	TOTAL STATE **	169,805CR	*****	169,805CR
18	414300	Tuition-Out of State Districts				57					
19						58	442000	Indirect Unrestricted Fed.			
20	415000	Earnings on Investments				59	443000	Direct Restricted Fed.			
21						60	445100	Title I - ESEA			
22	416100	School Food Service				61	445200	Title VI, ESEA-Innovative Pr			
23	416200	Meal Sales: Non-Reimb.				62	445300	Perkins III-Voc Tech Act			
24	416900	Other Food Sales				63	445400	Adult Education			
25						64	445500	Child Nutrition Reimb.			
26	417100	Admissions/Activities				65	445600	Title VI-B			
27	417200	Bookstore Sales				66	445900	Other Indirect Fed. Prog.			
28	417300	Clubs, Org. Dues, Etc.				67	448200	Impact Aid - P.L. 874			
29	417400	School Fees & Charges				68	440000	TOTAL FEDERAL **	0	*****	0
30	417900	Other Student Revenues				69					
31						70	451000	Proceeds: Bonds,Capital Leases			
32	418100	Community Service				71	453000	Sale of Fixed Assets			
33						72	450000	TOTAL OTHER **	0	*****	0
34	419100	Rentals				73					
35	419200	Contributions/Donations				74		TOTAL REVENUES **	169,805CR	*****	169,805CR
36	419300	Transportaion Fees				75					
37	419900	Other Local				76	460000	TRANSFERS IN			
38		TOTAL OTHER LOCAL **	0	*****	0	77					
39	410000	TOTAL LOCAL ** (Line 13 + 38)	0	*****	0	78	400000	BAL.+ REVENUE + TRANS. (Lines 1 + 74 + 76)	169,805CR	*****	169,805CR





**BUDGET  
EXPENDITURES**  
July 1, 2018 - June 30, 2019

Line	Code	EXPENDITURES Functions/Programs	Prior Year Budget	Proposed Budget	100 Salaries	200 Benefits	300 Purchased Services	400 Supplies Materials	500 Capital Objects	600 Debt Retirement	700 Insurance- Judgment	800 Transfers
39	691	Other Support Services Prog.										
40												
41	600	TOTAL SUPPORT SERV.**	169,805	169,805	99,250	35,348	24,950	10,257	0	0	0	0
42												
43	710	Child Nutrition Program										
44	720	Community Services Program										
45	730	Enterprise Operations										
46	700	TOTAL NON-INSTRUCTION**	0	0	0	0	0	0	0	0	0	0
47												
48	810	Capital Assets-Student Occ										
49	811	Capital Assets-Non Student Occ										
50	800	TOTAL CAPITAL ASSETS PROG**	0	0	0	0	0	0	0	0	0	0
51												
52	911	Debt Services Prog.-Princ.										
53	912	Debt Services Prog.-Int.										
54	913	Debt Serv Prog-Refnded Debt										
55	920	Transfers Out										
56												
57	900	TOTAL OTHER SERVICES **	0	0	0	0	0	0	0	0	0	0
58												
59												
60		TOTAL EXPENDITURES ** (Lines 14+41+47+49+57) **	169,805	169,805	99,250	35,348	24,950	10,257	0	0	0	0
61												
62	950	Contingency Reserve (5% of Line 60)										
63												
64		TOTAL APPROPRIATION (Line 60 + Line 62)	169,805	169,805								
65												
66		BUDGET SUMMARY										
67												
68		Beginning Fund Balance										
69		Revenues + Transfers In	169,805CR	169,805CR								
70		TOTAL REVENUE (68 + 69)	169,805CR	169,805CR								
71												
72		Total Appropriation	169,805	169,805								
73		Unappropriated Balance										
74		TOTAL APPROPRIATION (72+73)	169,805	169,805								

BUDGET SUMMARY

The total on line 70 must equal the total on line 74

**BUDGET  
REVENUES**  
July 1, 2018 - June 30, 2019

Line	Code	REVENUES Item	Prior Year Budget	Proposed Budget		Line	Code	REVENUES Item	Prior Year Budget	Proposed Budget	
				Line Amounts	Totals					Line Amounts	Totals
1	320000	Estimated Fund Balance	18,669CR	18,669CR		40	429000	Other County			
2		as of July 1	18,669CR	*****	18,669CR	41	420000	TOTAL COUNTY **	0	*****	0
3	411100	Taxes-General M & O				42					
4	411200	Taxes-Supplemental				43	431100	Base Support Program			
5	411300	Taxes-Emergency				44	431200	Transportation Support			
6	411400	Taxes-Tort				45	431400	Except Child/SED Support			
7	411500	Taxes-Cooperative				46	431500	Border Tuition Support			
8	411600	Taxes-Tuition				47	431600	Tuition Equivalency			
9	411700	Taxes-Migrant				48	431800	Benefit Apportionment			
10	411900	Taxes-Other				49	431900	Other State Support	20,851CR	20,851CR	
11	412100	Taxes-Plant Facility				50	432100	Driver Education Prog.			
12	412500	Taxes-Bond & Interest				51	432400	Professional Technical Prog			
13		TOTAL TAXES **	0	*****	0	52	437000	Lottery/Additional State Maint			
14	413000	Penalty: Delinquent Taxes				53	438000	Rev in Lieu of/Ag Equip Tax			
15						54	439000	Other State Revenue			
16	414100	Tuition - Individuals				55					
17	414200	Tuition-Districts in Idaho				56	430000	TOTAL STATE **	20,851CR	*****	20,851CR
18	414300	Tuition-Out of State Districts				57					
19						58	442000	Indirect Unrestricted Fed.			
20	415000	Earnings on Investments				59	443000	Direct Restricted Fed.			
21						60	445100	Title I - ESEA			
22	416100	School Food Service				61	445200	Title VI, ESEA-Innovative Pr			
23	416200	Meal Sales: Non-Reimb.				62	445300	Perkins III-Voc Tech Act			
24	416900	Other Food Sales				63	445400	Adult Education			
25						64	445500	Child Nutrition Reimb.			
26	417100	Admissions/Activities				65	445600	Title VI-B			
27	417200	Bookstore Sales				66	445900	Other Indirect Fed. Prog.			
28	417300	Clubs, Org. Dues, Etc.				67	448200	Impact Aid - P.L. 874			
29	417400	School Fees & Charges				68	440000	TOTAL FEDERAL **	0	*****	0
30	417900	Other Student Revenues				69					
31						70	451000	Proceeds: Bonds,Capital Leases			
32	418100	Community Service				71	453000	Sale of Fixed Assets			
33						72	450000	TOTAL OTHER **	0	*****	0
34	419100	Rentals				73					
35	419200	Contributions/Donations				74		TOTAL REVENUES **	20,851CR	*****	20,851CR
36	419300	Transportaion Fees				75					
37	419900	Other Local				76	460000	TRANSFERS IN			
38		TOTAL OTHER LOCAL **	0	*****	0	77					
39	410000	TOTAL LOCAL ** (Line 13 + 38)	0	*****	0	78	400000	BAL.+ REVENUE + TRANS. (Lines 1 + 74 + 76)	39,520CR	*****	39,520CR



**BUDGET  
EXPENDITURES**  
July 1, 2018 - June 30, 2019

Line	Code	EXPENDITURES Functions/Programs	Prior Year Budget	Proposed Budget	100 Salaries	200 Benefits	300 Purchased Services	400 Supplies Materials	500 Capital Objects	600 Debt Retirement	700 Insurance- Judgment	800 Transfers
39	691	Other Support Services Prog.										
40												
41	600	TOTAL SUPPORT SERV.**	39,520	39,520	15,000	4,520	7,000	13,000	0	0	0	0
42												
43	710	Child Nutrition Program										
44	720	Community Services Program										
45	730	Enterprise Operations										
46	700	TOTAL NON-INSTRUCTION**	0	0	0	0	0	0	0	0	0	0
47												
48	810	Capital Assets-Student Occ										
49	811	Capital Assets-Non Student Occ										
50	800	TOTAL CAPITAL ASSETS PROG**	0	0	0	0	0	0	0	0	0	0
51												
52	911	Debt Services Prog.-Princ.										
53	912	Debt Services Prog.-Int.										
54	913	Debt Serv Prog-Refnded Debt										
55	920	Transfers Out										
56												
57	900	TOTAL OTHER SERVICES **	0	0	0	0	0	0	0	0	0	0
58												
59												
60		TOTAL EXPENDITURES ** (Lines 14+41+47+49+57) **	39,520	39,520	15,000	4,520	7,000	13,000	0	0	0	0
61												
62	950	Contingency Reserve (5% of Line 60)										
63												
64		TOTAL APPROPRIATION (Line 60 + Line 62)	39,520	39,520								
65												
66		BUDGET SUMMARY										
67												
68		Beginning Fund Balance	18,669CR	18,669CR								
69		Revenues + Transfers In	20,851CR	20,851CR								
70		TOTAL REVENUE (68 + 69)	39,520CR	39,520CR								
71												
72		Total Appropriation	39,520	39,520								
73		Unappropriated Balance										
74		TOTAL APPROPRIATION (72+73)	39,520	39,520								

BUDGET SUMMARY

The total on line 70 must equal the total on line 74

**BUDGET  
REVENUES**  
July 1, 2018 - June 30, 2019

Line	Code	REVENUES Item	Prior Year Budget	Proposed Budget		Line	Code	REVENUES Item	Prior Year Budget	Proposed Budget	
				Line Amounts	Totals					Line Amounts	Totals
1	320000	Estimated Fund Balance		*****		40	429000	Other County			
2		as of July 1	0	*****	0	41	420000	TOTAL COUNTY **	0	*****	0
3	411100	Taxes-General M & O				42					
4	411200	Taxes-Supplemental				43	431100	Base Support Program			
5	411300	Taxes-Emergency				44	431200	Transportation Support			
6	411400	Taxes-Tort				45	431400	Except Child/SED Support			
7	411500	Taxes-Cooperative				46	431500	Border Tuition Support			
8	411600	Taxes-Tuition				47	431600	Tuition Equivalency			
9	411700	Taxes-Migrant				48	431800	Benefit Apportionment			
10	411900	Taxes-Other				49	431900	Other State Support			
11	412100	Taxes-Plant Facility				50	432100	Driver Education Prog.			
12	412500	Taxes-Bond & Interest				51	432400	Professional Technical Prog			
13		TOTAL TAXES **	0	*****	0	52	437000	Lottery/Additional State Maint			
14	413000	Penalty: Delinquent Taxes				53	438000	Rev in Lieu of/Ag Equip Tax			
15						54	439000	Other State Revenue			
16	414100	Tuition - Individuals				55					
17	414200	Tuition-Districts in Idaho				56	430000	TOTAL STATE **	0	*****	0
18	414300	Tuition-Out of State Districts				57					
19						58	442000	Indirect Unrestricted Fed.			
20	415000	Earnings on Investments				59	443000	Direct Restricted Fed.			
21						60	445100	Title I - ESEA	405,389CR	446,084CR	
22	416100	School Food Service				61	445200	Title VI, ESEA-Innovative Pr			
23	416200	Meal Sales: Non-Reimb.				62	445300	Perkins III-Voc Tech Act			
24	416900	Other Food Sales				63	445400	Adult Education			
25						64	445500	Child Nutrition Reimb.			
26	417100	Admissions/Activities				65	445600	Title VI-B			
27	417200	Bookstore Sales				66	445900	Other Indirect Fed. Prog.			
28	417300	Clubs, Org. Dues, Etc.				67	448200	Impact Aid - P.L. 874			
29	417400	School Fees & Charges				68	440000	TOTAL FEDERAL **	405,389CR	*****	446,084CR
30	417900	Other Student Revenues				69					
31						70	451000	Proceeds: Bonds,Capital Leases			
32	418100	Community Service				71	453000	Sale of Fixed Assets			
33						72	450000	TOTAL OTHER **	0	*****	0
34	419100	Rentals				73					
35	419200	Contributions/Donations				74		TOTAL REVENUES **	405,389CR	*****	446,084CR
36	419300	Transportaion Fees				75					
37	419900	Other Local				76	460000	TRANSFERS IN			
38		TOTAL OTHER LOCAL **	0	*****	0	77					
39	410000	TOTAL LOCAL ** (Line 13 + 38)	0	*****	0	78	400000	BAL.+ REVENUE + TRANS. (Lines 1 + 74 + 76)	405,389CR	*****	446,084CR



**BUDGET  
EXPENDITURES**  
July 1, 2018 - June 30, 2019

Line	Code	EXPENDITURES Functions/Programs	Prior Year Budget	Proposed Budget	100 Salaries	200 Benefits	300 Purchased Services	400 Supplies Materials	500 Capital Objects	600 Debt Retirement	700 Insurance- Judgment	800 Transfers
39	691	Other Support Services Prog.										
40												
41	600	TOTAL SUPPORT SERV.**	18,889	18,889	12,000	6,889	0	0	0	0	0	0
42												
43	710	Child Nutrition Program										
44	720	Community Services Program										
45	730	Enterprise Operations										
46	700	TOTAL NON-INSTRUCTION**	0	0	0	0	0	0	0	0	0	0
47												
48	810	Capital Assets-Student Occ										
49	811	Capital Assets-Non Student Occ										
50	800	TOTAL CAPITAL ASSETS PROG**	0	0	0	0	0	0	0	0	0	0
51												
52	911	Debt Services Prog.-Princ.										
53	912	Debt Services Prog.-Int.										
54	913	Debt Serv Prog-Refnded Debt										
55	920	Transfers Out										
56												
57	900	TOTAL OTHER SERVICES **	0	0	0	0	0	0	0	0	0	0
58												
59												
60		TOTAL EXPENDITURES ** (Lines 14+41+47+49+57) **	405,389	446,084	261,000	133,889	51,195	0	0	0	0	0
61												
62	950	Contingency Reserve (5% of Line 60)										
63												
64		TOTAL APPROPRIATION (Line 60 + Line 62)	405,389	446,084								
65												
66		BUDGET SUMMARY										
67												
68		Beginning Fund Balance										
69		Revenues + Transfers In	405,389CR	446,084CR								
70		TOTAL REVENUE (68 + 69)	405,389CR	446,084CR								
71												
72		Total Appropriation	405,389	446,084								
73		Unappropriated Balance										
74		TOTAL APPROPRIATION (72+73)	405,389	446,084								

BUDGET SUMMARY

The total on line 70 must equal the total on line 74



**BUDGET  
REVENUES**  
July 1, 2018 - June 30, 2019

Line	Code	REVENUES Item	Prior Year Budget	Proposed Budget		Line	Code	REVENUES Item	Prior Year Budget	Proposed Budget	
				Line Amounts	Totals					Line Amounts	Totals
1	320000	Estimated Fund Balance		*****		40	429000	Other County			
2		as of July 1	0	*****	0	41	420000	TOTAL COUNTY **	0	*****	0
3	411100	Taxes-General M & O				42					
4	411200	Taxes-Supplemental				43	431100	Base Support Program			
5	411300	Taxes-Emergency				44	431200	Transportation Support			
6	411400	Taxes-Tort				45	431400	Except Child/SED Support			
7	411500	Taxes-Cooperative				46	431500	Border Tuition Support			
8	411600	Taxes-Tuition				47	431600	Tuition Equivalency			
9	411700	Taxes-Migrant				48	431800	Benefit Apportionment			
10	411900	Taxes-Other				49	431900	Other State Support			
11	412100	Taxes-Plant Facility				50	432100	Driver Education Prog.			
12	412500	Taxes-Bond & Interest				51	432400	Professional Technical Prog			
13		TOTAL TAXES **	0	*****	0	52	437000	Lottery/Additional State Maint			
14	413000	Penalty: Delinquent Taxes				53	438000	Rev in Lieu of/Ag Equip Tax			
15						54	439000	Other State Revenue			
16	414100	Tuition - Individuals				55					
17	414200	Tuition-Districts in Idaho				56	430000	TOTAL STATE **	0	*****	0
18	414300	Tuition-Out of State Districts				57					
19						58	442000	Indirect Unrestricted Fed.			
20	415000	Earnings on Investments				59	443000	Direct Restricted Fed.			
21						60	445100	Title I - ESEA		65,000CR	
22	416100	School Food Service				61	445200	Title VI, ESEA-Innovative Pr			
23	416200	Meal Sales: Non-Reimb.				62	445300	Perkins III-Voc Tech Act			
24	416900	Other Food Sales				63	445400	Adult Education			
25						64	445500	Child Nutrition Reimb.			
26	417100	Admissions/Activities				65	445600	Title VI-B			
27	417200	Bookstore Sales				66	445900	Other Indirect Fed. Prog.			
28	417300	Clubs, Org. Dues, Etc.				67	448200	Impact Aid - P.L. 874			
29	417400	School Fees & Charges				68	440000	TOTAL FEDERAL **	0	*****	65,000CR
30	417900	Other Student Revenues				69					
31						70	451000	Proceeds: Bonds,Capital Leases			
32	418100	Community Service				71	453000	Sale of Fixed Assets			
33						72	450000	TOTAL OTHER **	0	*****	0
34	419100	Rentals				73					
35	419200	Contributions/Donations				74		TOTAL REVENUES **	0	*****	65,000CR
36	419300	Transportaion Fees				75					
37	419900	Other Local				76	460000	TRANSFERS IN			
38		TOTAL OTHER LOCAL **	0	*****	0	77					
39	410000	TOTAL LOCAL ** (Line 13 + 38)	0	*****	0	78	400000	BAL.+ REVENUE + TRANS. (Lines 1 + 74 + 76)	0	*****	65,000CR



**BUDGET  
EXPENDITURES**  
July 1, 2018 - June 30, 2019

Line	Code	EXPENDITURES Functions/Programs	Prior Year Budget	Proposed Budget	100 Salaries	200 Benefits	300 Purchased Services	400 Supplies Materials	500 Capital Objects	600 Debt Retirement	700 Insurance- Judgment	800 Transfers
39	691	Other Support Services Prog.										
40												
41	600	TOTAL SUPPORT SERV.**	0	0	0	0	0	0	0	0	0	0
42												
43	710	Child Nutrition Program										
44	720	Community Services Program										
45	730	Enterprise Operations										
46	700	TOTAL NON-INSTRUCTION**	0	0	0	0	0	0	0	0	0	0
47												
48	810	Capital Assets-Student Occ										
49	811	Capital Assets-Non Student Occ										
50	800	TOTAL CAPITAL ASSETS PROG**	0	0	0	0	0	0	0	0	0	0
51												
52	911	Debt Services Prog.-Princ.										
53	912	Debt Services Prog.-Int.										
54	913	Debt Serv Prog-Refnded Debt										
55	920	Transfers Out										
56												
57	900	TOTAL OTHER SERVICES **	0	0	0	0	0	0	0	0	0	0
58												
59												
60		TOTAL EXPENDITURES ** (Lines 14+41+47+49+57) **	0	65,000	0	0	65,000	0	0	0	0	0
61												
62	950	Contingency Reserve (5% of Line 60)										
63												
64		TOTAL APPROPRIATION (Line 60 + Line 62)	0	65,000								
65												
66		BUDGET SUMMARY										
67												
68		Beginning Fund Balance										
69		Revenues + Transfers In		65,000CR								
70		TOTAL REVENUE (68 + 69)	0	65,000CR								
71												
72		Total Appropriation		65,000								
73		Unappropriated Balance										
74		TOTAL APPROPRIATION (72+73)	0	65,000								

BUDGET SUMMARY

The total on line 70 must equal the total on line 74

**BUDGET  
REVENUES**  
July 1, 2018 - June 30, 2019

Line	Code	REVENUES Item	Prior Year Budget	Proposed Budget		Line	Code	REVENUES Item	Prior Year Budget	Proposed Budget	
				Line Amounts	Totals					Line Amounts	Totals
1	320000	Estimated Fund Balance		*****		40	429000	Other County			
2		as of July 1	0	*****	0	41	420000	TOTAL COUNTY **	0	*****	0
3	411100	Taxes-General M & O				42					
4	411200	Taxes-Supplemental				43	431100	Base Support Program			
5	411300	Taxes-Emergency				44	431200	Transportation Support			
6	411400	Taxes-Tort				45	431400	Except Child/SED Support			
7	411500	Taxes-Cooperative				46	431500	Border Tuition Support			
8	411600	Taxes-Tuition				47	431600	Tuition Equivalency			
9	411700	Taxes-Migrant				48	431800	Benefit Apportionment			
10	411900	Taxes-Other				49	431900	Other State Support			
11	412100	Taxes-Plant Facility				50	432100	Driver Education Prog.			
12	412500	Taxes-Bond & Interest				51	432400	Professional Technical Prog			
13		TOTAL TAXES **	0	*****	0	52	437000	Lottery/Additional State Maint			
14	413000	Penalty: Delinquent Taxes				53	438000	Rev in Lieu of/Ag Equip Tax			
15						54	439000	Other State Revenue			
16	414100	Tuition - Individuals				55					
17	414200	Tuition-Districts in Idaho				56	430000	TOTAL STATE **	0	*****	0
18	414300	Tuition-Out of State Districts				57					
19						58	442000	Indirect Unrestricted Fed.			
20	415000	Earnings on Investments				59	443000	Direct Restricted Fed.			
21						60	445100	Title I - ESEA	19,652CR	35,301CR	
22	416100	School Food Service				61	445200	Title VI, ESEA-Innovative Pr			
23	416200	Meal Sales: Non-Reimb.				62	445300	Perkins III-Voc Tech Act			
24	416900	Other Food Sales				63	445400	Adult Education			
25						64	445500	Child Nutrition Reimb.			
26	417100	Admissions/Activities				65	445600	Title VI-B			
27	417200	Bookstore Sales				66	445900	Other Indirect Fed. Prog.			
28	417300	Clubs, Org. Dues, Etc.				67	448200	Impact Aid - P.L. 874			
29	417400	School Fees & Charges				68	440000	TOTAL FEDERAL **	19,652CR	*****	35,301CR
30	417900	Other Student Revenues				69					
31						70	451000	Proceeds: Bonds,Capital Leases			
32	418100	Community Service				71	453000	Sale of Fixed Assets			
33						72	450000	TOTAL OTHER **	0	*****	0
34	419100	Rentals				73					
35	419200	Contributions/Donations				74		TOTAL REVENUES **	19,652CR	*****	35,301CR
36	419300	Transportaion Fees				75					
37	419900	Other Local				76	460000	TRANSFERS IN			
38		TOTAL OTHER LOCAL **	0	*****	0	77					
39	410000	TOTAL LOCAL ** (Line 13 + 38)	0	*****	0	78	400000	BAL.+ REVENUE + TRANS. (Lines 1 + 74 + 76)	19,652CR	*****	35,301CR



**BUDGET  
EXPENDITURES**  
July 1, 2018 - June 30, 2019

Line	Code	EXPENDITURES Functions/Programs	Prior Year Budget	Proposed Budget	100 Salaries	200 Benefits	300 Purchased Services	400 Supplies Materials	500 Capital Objects	600 Debt Retirement	700 Insurance- Judgment	800 Transfers
39	691	Other Support Services Prog.										
40												
41	600	TOTAL SUPPORT SERV.**	0	0	0	0	0	0	0	0	0	0
42												
43	710	Child Nutrition Program										
44	720	Community Services Program										
45	730	Enterprise Operations										
46	700	TOTAL NON-INSTRUCTION**	0	0	0	0	0	0	0	0	0	0
47												
48	810	Capital Assets-Student Occ										
49	811	Capital Assets-Non Student Occ										
50	800	TOTAL CAPITAL ASSETS PROG**	0	0	0	0	0	0	0	0	0	0
51												
52	911	Debt Services Prog.-Princ.										
53	912	Debt Services Prog.-Int.										
54	913	Debt Serv Prog-Refnded Debt										
55	920	Transfers Out										
56												
57	900	TOTAL OTHER SERVICES **	0	0	0	0	0	0	0	0	0	0
58												
59												
60		TOTAL EXPENDITURES ** (Lines 14+41+47+49+57) **	19,652	35,301	28,649	6,652	0	0	0	0	0	0
61												
62	950	Contingency Reserve (5% of Line 60)										
63												
64		TOTAL APPROPRIATION (Line 60 + Line 62)	19,652	35,301								
65												
66		BUDGET SUMMARY										
67												
68		Beginning Fund Balance										
69		Revenues + Transfers In	19,652CR	35,301CR								
70		TOTAL REVENUE (68 + 69)	19,652CR	35,301CR								
71												
72		Total Appropriation	19,652	35,301								
73		Unappropriated Balance										
74		TOTAL APPROPRIATION (72+73)	19,652	35,301								

BUDGET SUMMARY

The total on line 70 must equal the total on line 74

**BUDGET  
REVENUES**  
July 1, 2018 - June 30, 2019

Line	Code	REVENUES Item	Prior Year Budget	Proposed Budget		Line	Code	REVENUES Item	Prior Year Budget	Proposed Budget	
				Line Amounts	Totals					Line Amounts	Totals
1	320000	Estimated Fund Balance		*****		40	429000	Other County			
2		as of July 1	0	*****	0	41	420000	TOTAL COUNTY **	0	*****	0
3	411100	Taxes-General M & O				42					
4	411200	Taxes-Supplemental				43	431100	Base Support Program			
5	411300	Taxes-Emergency				44	431200	Transportation Support			
6	411400	Taxes-Tort				45	431400	Except Child/SED Support			
7	411500	Taxes-Cooperative				46	431500	Border Tuition Support			
8	411600	Taxes-Tuition				47	431600	Tuition Equivalency			
9	411700	Taxes-Migrant				48	431800	Benefit Apportionment			
10	411900	Taxes-Other				49	431900	Other State Support			
11	412100	Taxes-Plant Facility				50	432100	Driver Education Prog.			
12	412500	Taxes-Bond & Interest				51	432400	Professional Technical Prog			
13		TOTAL TAXES **	0	*****	0	52	437000	Lottery/Additional State Maint			
14	413000	Penalty: Delinquent Taxes				53	438000	Rev in Lieu of/Ag Equip Tax			
15						54	439000	Other State Revenue			
16	414100	Tuition - Individuals				55					
17	414200	Tuition-Districts in Idaho				56	430000	TOTAL STATE **	0	*****	0
18	414300	Tuition-Out of State Districts				57					
19						58	442000	Indirect Unrestricted Fed.			
20	415000	Earnings on Investments				59	443000	Direct Restricted Fed.			
21						60	445100	Title I - ESEA			
22	416100	School Food Service				61	445200	Title VI, ESEA-Innovative Pr			
23	416200	Meal Sales: Non-Reimb.				62	445300	Perkins III-Voc Tech Act			
24	416900	Other Food Sales				63	445400	Adult Education			
25						64	445500	Child Nutrition Reimb.			
26	417100	Admissions/Activities				65	445600	Title VI-B			
27	417200	Bookstore Sales				66	445900	Other Indirect Fed. Prog.			
28	417300	Clubs, Org. Dues, Etc.				67	448200	Impact Aid - P.L. 874			
29	417400	School Fees & Charges				68	440000	TOTAL FEDERAL **	0	*****	0
30	417900	Other Student Revenues				69					
31						70	451000	Proceeds: Bonds,Capital Leases			
32	418100	Community Service				71	453000	Sale of Fixed Assets			
33						72	450000	TOTAL OTHER **	0	*****	0
34	419100	Rentals				73					
35	419200	Contributions/Donations				74		TOTAL REVENUES **	0	*****	0
36	419300	Transportaion Fees				75					
37	419900	Other Local				76	460000	TRANSFERS IN			
38		TOTAL OTHER LOCAL **	0	*****	0	77					
39	410000	TOTAL LOCAL ** (Line 13 + 38)	0	*****	0	78	400000	BAL.+ REVENUE + TRANS. (Lines 1 + 74 + 76)	0	*****	0





**BUDGET  
EXPENDITURES**  
July 1, 2018 - June 30, 2019

Line	Code	EXPENDITURES Functions/Programs	Prior Year Budget	Proposed Budget	100 Salaries	200 Benefits	300 Purchased Services	400 Supplies Materials	500 Capital Objects	600 Debt Retirement	700 Insurance- Judgment	800 Transfers
39	691	Other Support Services Prog.										
40												
41	600	TOTAL SUPPORT SERV.**	0	0	0	0	0	0	0	0	0	0
42												
43	710	Child Nutrition Program										
44	720	Community Services Program										
45	730	Enterprise Operations										
46	700	TOTAL NON-INSTRUCTION**	0	0	0	0	0	0	0	0	0	0
47												
48	810	Capital Assets-Student Occ										
49	811	Capital Assets-Non Student Occ										
50	800	TOTAL CAPITAL ASSETS PROG**	0	0	0	0	0	0	0	0	0	0
51												
52	911	Debt Services Prog.-Princ.										
53	912	Debt Services Prog.-Int.										
54	913	Debt Serv Prog-Refnded Debt										
55	920	Transfers Out										
56												
57	900	TOTAL OTHER SERVICES **	0	0	0	0	0	0	0	0	0	0
58												
59												
60		TOTAL EXPENDITURES ** (Lines 14+41+47+49+57) **	0	0	0	0	0	0	0	0	0	0
61												
62	950	Contingency Reserve (5% of Line 60)										
63												
64		TOTAL APPROPRIATION (Line 60 + Line 62)	0	0								
65												
66		BUDGET SUMMARY										
67												
68		Beginning Fund Balance										
69		Revenues + Transfers In										
70		TOTAL REVENUE (68 + 69)	0	0								
71												
72		Total Appropriation										
73		Unappropriated Balance										
74		TOTAL APPROPRIATION (72+73)	0	0								

BUDGET SUMMARY

The total on line 70 must equal the total on line 74

**BUDGET  
REVENUES**  
July 1, 2018 - June 30, 2019

Line	Code	REVENUES Item	Prior Year Budget	Proposed Budget		Line	Code	REVENUES Item	Prior Year Budget	Proposed Budget	
				Line Amounts	Totals					Line Amounts	Totals
1	320000	Estimated Fund Balance		*****		40	429000	Other County			
2		as of July 1	0	*****	0	41	420000	TOTAL COUNTY **	0	*****	0
3	411100	Taxes-General M & O				42					
4	411200	Taxes-Supplemental				43	431100	Base Support Program			
5	411300	Taxes-Emergency				44	431200	Transportation Support			
6	411400	Taxes-Tort				45	431400	Except Child/SED Support			
7	411500	Taxes-Cooperative				46	431500	Border Tuition Support			
8	411600	Taxes-Tuition				47	431600	Tuition Equivalency			
9	411700	Taxes-Migrant				48	431800	Benefit Apportionment			
10	411900	Taxes-Other				49	431900	Other State Support			
11	412100	Taxes-Plant Facility				50	432100	Driver Education Prog.			
12	412500	Taxes-Bond & Interest				51	432400	Professional Technical Prog			
13		TOTAL TAXES **	0	*****	0	52	437000	Lottery/Additional State Maint			
14	413000	Penalty: Delinquent Taxes				53	438000	Rev in Lieu of/Ag Equip Tax			
15						54	439000	Other State Revenue			
16	414100	Tuition - Individuals				55					
17	414200	Tuition-Districts in Idaho				56	430000	TOTAL STATE **	0	*****	0
18	414300	Tuition-Out of State Districts				57					
19						58	442000	Indirect Unrestricted Fed.			
20	415000	Earnings on Investments				59	443000	Direct Restricted Fed.			
21						60	445100	Title I - ESEA			
22	416100	School Food Service				61	445200	Title VI, ESEA-Innovative Pr			
23	416200	Meal Sales: Non-Reimb.				62	445300	Perkins III-Voc Tech Act			
24	416900	Other Food Sales				63	445400	Adult Education			
25						64	445500	Child Nutrition Reimb.			
26	417100	Admissions/Activities				65	445600	Title VI-B			
27	417200	Bookstore Sales				66	445900	Other Indirect Fed. Prog.			
28	417300	Clubs, Org. Dues, Etc.				67	448200	Impact Aid - P.L. 874			
29	417400	School Fees & Charges				68	440000	TOTAL FEDERAL **	0	*****	0
30	417900	Other Student Revenues				69					
31						70	451000	Proceeds: Bonds,Capital Leases			
32	418100	Community Service				71	453000	Sale of Fixed Assets			
33						72	450000	TOTAL OTHER **	0	*****	0
34	419100	Rentals				73					
35	419200	Contributions/Donations				74		TOTAL REVENUES **	0	*****	0
36	419300	Transportaion Fees				75					
37	419900	Other Local				76	460000	TRANSFERS IN			
38		TOTAL OTHER LOCAL **	0	*****	0	77					
39	410000	TOTAL LOCAL ** (Line 13 + 38)	0	*****	0	78	400000	BAL.+ REVENUE + TRANS. (Lines 1 + 74 + 76)	0	*****	0



**BUDGET  
EXPENDITURES**  
July 1, 2018 - June 30, 2019

Line	Code	EXPENDITURES Functions/Programs	Prior Year Budget	Proposed Budget	100 Salaries	200 Benefits	300 Purchased Services	400 Supplies Materials	500 Capital Objects	600 Debt Retirement	700 Insurance- Judgment	800 Transfers
39	691	Other Support Services Prog.										
40												
41	600	TOTAL SUPPORT SERV.**	0	0	0	0	0	0	0	0	0	0
42												
43	710	Child Nutrition Program										
44	720	Community Services Program										
45	730	Enterprise Operations										
46	700	TOTAL NON-INSTRUCTION**	0	0	0	0	0	0	0	0	0	0
47												
48	810	Capital Assets-Student Occ										
49	811	Capital Assets-Non Student Occ										
50	800	TOTAL CAPITAL ASSETS PROG**	0	0	0	0	0	0	0	0	0	0
51												
52	911	Debt Services Prog.-Princ.										
53	912	Debt Services Prog.-Int.										
54	913	Debt Serv Prog-Refnded Debt										
55	920	Transfers Out										
56												
57	900	TOTAL OTHER SERVICES **	0	0	0	0	0	0	0	0	0	0
58												
59												
60		TOTAL EXPENDITURES ** (Lines 14+41+47+49+57) **	0	0	0	0	0	0	0	0	0	0
61												
62	950	Contingency Reserve (5% of Line 60)										
63												
64		TOTAL APPROPRIATION (Line 60 + Line 62)	0	0								
65												
66		BUDGET SUMMARY										
67												
68		Beginning Fund Balance										
69		Revenues + Transfers In										
70		TOTAL REVENUE (68 + 69)	0	0								
71												
72		Total Appropriation										
73		Unappropriated Balance										
74		TOTAL APPROPRIATION (72+73)	0	0								

BUDGET SUMMARY

The total on line 70 must equal the total on line 74

**BUDGET  
REVENUES**  
July 1, 2018 - June 30, 2019

Line	Code	REVENUES Item	Prior Year Budget	Proposed Budget		Line	Code	REVENUES Item	Prior Year Budget	Proposed Budget	
				Line Amounts	Totals					Line Amounts	Totals
1	320000	Estimated Fund Balance		*****		40	429000	Other County			
2		as of July 1	0	*****	0	41	420000	TOTAL COUNTY **	0	*****	0
3	411100	Taxes-General M & O				42					
4	411200	Taxes-Supplemental				43	431100	Base Support Program			
5	411300	Taxes-Emergency				44	431200	Transportation Support			
6	411400	Taxes-Tort				45	431400	Except Child/SED Support			
7	411500	Taxes-Cooperative				46	431500	Border Tuition Support			
8	411600	Taxes-Tuition				47	431600	Tuition Equivalency			
9	411700	Taxes-Migrant				48	431800	Benefit Apportionment			
10	411900	Taxes-Other				49	431900	Other State Support			
11	412100	Taxes-Plant Facility				50	432100	Driver Education Prog.			
12	412500	Taxes-Bond & Interest				51	432400	Professional Technical Prog			
13		TOTAL TAXES **	0	*****	0	52	437000	Lottery/Additional State Maint			
14	413000	Penalty: Delinquent Taxes				53	438000	Rev in Lieu of/Ag Equip Tax			
15						54	439000	Other State Revenue			
16	414100	Tuition - Individuals				55					
17	414200	Tuition-Districts in Idaho				56	430000	TOTAL STATE **	0	*****	0
18	414300	Tuition-Out of State Districts				57					
19						58	442000	Indirect Unrestricted Fed.			
20	415000	Earnings on Investments				59	443000	Direct Restricted Fed.			
21						60	445100	Title I - ESEA			
22	416100	School Food Service				61	445200	Title VI, ESEA-Innovative Pr			
23	416200	Meal Sales: Non-Reimb.				62	445300	Perkins III-Voc Tech Act			
24	416900	Other Food Sales				63	445400	Adult Education			
25						64	445500	Child Nutrition Reimb.			
26	417100	Admissions/Activities				65	445600	Title VI-B	320,140CR	319,585CR	
27	417200	Bookstore Sales				66	445900	Other Indirect Fed. Prog.			
28	417300	Clubs, Org. Dues, Etc.				67	448200	Impact Aid - P.L. 874			
29	417400	School Fees & Charges				68	440000	TOTAL FEDERAL **	320,140CR	*****	319,585CR
30	417900	Other Student Revenues				69					
31						70	451000	Proceeds: Bonds,Capital Leases			
32	418100	Community Service				71	453000	Sale of Fixed Assets			
33						72	450000	TOTAL OTHER **	0	*****	0
34	419100	Rentals				73					
35	419200	Contributions/Donations				74		TOTAL REVENUES **	320,140CR	*****	319,585CR
36	419300	Transportaion Fees				75					
37	419900	Other Local				76	460000	TRANSFERS IN			
38		TOTAL OTHER LOCAL **	0	*****	0	77					
39	410000	TOTAL LOCAL ** (Line 13 + 38)	0	*****	0	78	400000	BAL.+ REVENUE + TRANS. (Lines 1 + 74 + 76)	320,140CR	*****	319,585CR



**BUDGET  
EXPENDITURES**  
July 1, 2018 - June 30, 2019

Line	Code	EXPENDITURES Functions/Programs	Prior Year Budget	Proposed Budget	100 Salaries	200 Benefits	300 Purchased Services	400 Supplies Materials	500 Capital Objects	600 Debt Retirement	700 Insurance- Judgment	800 Transfers
39	691	Other Support Services Prog.										
40												
41	600	TOTAL SUPPORT SERV.**	89,000	89,000	68,000	21,000	0	0	0	0	0	0
42												
43	710	Child Nutrition Program										
44	720	Community Services Program										
45	730	Enterprise Operations										
46	700	TOTAL NON-INSTRUCTION**	0	0	0	0	0	0	0	0	0	0
47												
48	810	Capital Assets-Student Occ										
49	811	Capital Assets-Non Student Occ										
50	800	TOTAL CAPITAL ASSETS PROG**	0	0	0	0	0	0	0	0	0	0
51												
52	911	Debt Services Prog.-Princ.										
53	912	Debt Services Prog.-Int.										
54	913	Debt Serv Prog-Refnded Debt										
55	920	Transfers Out										
56												
57	900	TOTAL OTHER SERVICES **	0	0	0	0	0	0	0	0	0	0
58												
59												
60		TOTAL EXPENDITURES ** (Lines 14+41+47+49+57) **	320,140	319,585	159,039	67,326	70,000	23,220	0	0	0	0
61												
62	950	Contingency Reserve (5% of Line 60)										
63												
64		TOTAL APPROPRIATION (Line 60 + Line 62)	320,140	319,585								
65												
66		BUDGET SUMMARY										
67												
68		Beginning Fund Balance										
69		Revenues + Transfers In	320,140CR	319,585CR								
70		TOTAL REVENUE (68 + 69)	320,140CR	319,585CR								
71												
72		Total Appropriation	320,140	319,585								
73		Unappropriated Balance										
74		TOTAL APPROPRIATION (72+73)	320,140	319,585								

BUDGET SUMMARY

The total on line 70 must equal the total on line 74

**BUDGET  
REVENUES**  
July 1, 2018 - June 30, 2019

Line	Code	REVENUES Item	Prior Year Budget	Proposed Budget		Line	Code	REVENUES Item	Prior Year Budget	Proposed Budget	
				Line Amounts	Totals					Line Amounts	Totals
1	320000	Estimated Fund Balance		*****		40	429000	Other County			
2		as of July 1	0	*****	0	41	420000	TOTAL COUNTY **	0	*****	0
3	411100	Taxes-General M & O				42					
4	411200	Taxes-Supplemental				43	431100	Base Support Program			
5	411300	Taxes-Emergency				44	431200	Transportation Support			
6	411400	Taxes-Tort				45	431400	Except Child/SED Support			
7	411500	Taxes-Cooperative				46	431500	Border Tuition Support			
8	411600	Taxes-Tuition				47	431600	Tuition Equivalency			
9	411700	Taxes-Migrant				48	431800	Benefit Apportionment			
10	411900	Taxes-Other				49	431900	Other State Support			
11	412100	Taxes-Plant Facility				50	432100	Driver Education Prog.			
12	412500	Taxes-Bond & Interest				51	432400	Professional Technical Prog			
13		TOTAL TAXES **	0	*****	0	52	437000	Lottery/Additional State Maint			
14	413000	Penalty: Delinquent Taxes				53	438000	Rev in Lieu of/Ag Equip Tax			
15						54	439000	Other State Revenue			
16	414100	Tuition - Individuals				55					
17	414200	Tuition-Districts in Idaho				56	430000	TOTAL STATE **	0	*****	0
18	414300	Tuition-Out of State Districts				57					
19						58	442000	Indirect Unrestricted Fed.			
20	415000	Earnings on Investments				59	443000	Direct Restricted Fed.			
21						60	445100	Title I - ESEA			
22	416100	School Food Service				61	445200	Title VI, ESEA-Innovative Pr			
23	416200	Meal Sales: Non-Reimb.				62	445300	Perkins III-Voc Tech Act			
24	416900	Other Food Sales				63	445400	Adult Education			
25						64	445500	Child Nutrition Reimb.			
26	417100	Admissions/Activities				65	445600	Title VI-B	12,693CR	12,348CR	
27	417200	Bookstore Sales				66	445900	Other Indirect Fed. Prog.			
28	417300	Clubs, Org. Dues, Etc.				67	448200	Impact Aid - P.L. 874			
29	417400	School Fees & Charges				68	440000	TOTAL FEDERAL **	12,693CR	*****	12,348CR
30	417900	Other Student Revenues				69					
31						70	451000	Proceeds: Bonds,Capital Leases			
32	418100	Community Service				71	453000	Sale of Fixed Assets			
33						72	450000	TOTAL OTHER **	0	*****	0
34	419100	Rentals				73					
35	419200	Contributions/Donations				74		TOTAL REVENUES **	12,693CR	*****	12,348CR
36	419300	Transportaion Fees				75					
37	419900	Other Local				76	460000	TRANSFERS IN			
38		TOTAL OTHER LOCAL **	0	*****	0	77					
39	410000	TOTAL LOCAL ** (Line 13 + 38)	0	*****	0	78	400000	BAL.+ REVENUE + TRANS. (Lines 1 + 74 + 76)	12,693CR	*****	12,348CR





**BUDGET  
EXPENDITURES**  
July 1, 2018 - June 30, 2019

Line	Code	EXPENDITURES Functions/Programs	Prior Year Budget	Proposed Budget	100 Salaries	200 Benefits	300 Purchased Services	400 Supplies Materials	500 Capital Objects	600 Debt Retirement	700 Insurance- Judgment	800 Transfers
39	691	Other Support Services Prog.										
40												
41	600	TOTAL SUPPORT SERV.**	0	0	0	0	0	0	0	0	0	0
42												
43	710	Child Nutrition Program										
44	720	Community Services Program										
45	730	Enterprise Operations										
46	700	TOTAL NON-INSTRUCTION**	0	0	0	0	0	0	0	0	0	0
47												
48	810	Capital Assets-Student Occ										
49	811	Capital Assets-Non Student Occ										
50	800	TOTAL CAPITAL ASSETS PROG**	0	0	0	0	0	0	0	0	0	0
51												
52	911	Debt Services Prog.-Princ.										
53	912	Debt Services Prog.-Int.										
54	913	Debt Serv Prog-Refnded Debt										
55	920	Transfers Out										
56												
57	900	TOTAL OTHER SERVICES **	0	0	0	0	0	0	0	0	0	0
58												
59												
60		TOTAL EXPENDITURES ** (Lines 14+41+47+49+57) **	12,693	12,348	10,000	2,348	0	0	0	0	0	0
61												
62	950	Contingency Reserve (5% of Line 60)										
63												
64		TOTAL APPROPRIATION (Line 60 + Line 62)	12,693	12,348								
65												
66		BUDGET SUMMARY										
67												
68		Beginning Fund Balance										
69		Revenues + Transfers In	12,693CR	12,348CR								
70		TOTAL REVENUE (68 + 69)	12,693CR	12,348CR								
71												
72		Total Appropriation	12,693	12,348								
73		Unappropriated Balance										
74		TOTAL APPROPRIATION (72+73)	12,693	12,348								

BUDGET SUMMARY

The total on line 70 must equal the total on line 74

**BUDGET  
REVENUES**  
July 1, 2018 - June 30, 2019

Line	Code	REVENUES Item	Prior Year Budget	Proposed Budget		Line	Code	REVENUES Item	Prior Year Budget	Proposed Budget	
				Line Amounts	Totals					Line Amounts	Totals
1	320000	Estimated Fund Balance		*****		40	429000	Other County			
2		as of July 1	0	*****	0	41	420000	TOTAL COUNTY **	0	*****	0
3	411100	Taxes-General M & O				42					
4	411200	Taxes-Supplemental				43	431100	Base Support Program			
5	411300	Taxes-Emergency				44	431200	Transportation Support			
6	411400	Taxes-Tort				45	431400	Except Child/SED Support			
7	411500	Taxes-Cooperative				46	431500	Border Tuition Support			
8	411600	Taxes-Tuition				47	431600	Tuition Equivalency			
9	411700	Taxes-Migrant				48	431800	Benefit Apportionment			
10	411900	Taxes-Other				49	431900	Other State Support			
11	412100	Taxes-Plant Facility				50	432100	Driver Education Prog.			
12	412500	Taxes-Bond & Interest				51	432400	Professional Technical Prog			
13		TOTAL TAXES **	0	*****	0	52	437000	Lottery/Additional State Maint			
14	413000	Penalty: Delinquent Taxes				53	438000	Rev in Lieu of/Ag Equip Tax			
15						54	439000	Other State Revenue			
16	414100	Tuition - Individuals				55					
17	414200	Tuition-Districts in Idaho				56	430000	TOTAL STATE **	0	*****	0
18	414300	Tuition-Out of State Districts				57					
19						58	442000	Indirect Unrestricted Fed.			
20	415000	Earnings on Investments				59	443000	Direct Restricted Fed.			
21						60	445100	Title I - ESEA			
22	416100	School Food Service				61	445200	Title VI, ESEA-Innovative Pr			
23	416200	Meal Sales: Non-Reimb.				62	445300	Perkins III-Voc Tech Act			
24	416900	Other Food Sales				63	445400	Adult Education			
25						64	445500	Child Nutrition Reimb.			
26	417100	Admissions/Activities				65	445600	Title VI-B			
27	417200	Bookstore Sales				66	445900	Other Indirect Fed. Prog.			
28	417300	Clubs, Org. Dues, Etc.				67	448200	Impact Aid - P.L. 874			
29	417400	School Fees & Charges				68	440000	TOTAL FEDERAL **	0	*****	0
30	417900	Other Student Revenues				69					
31						70	451000	Proceeds: Bonds,Capital Leases			
32	418100	Community Service				71	453000	Sale of Fixed Assets			
33						72	450000	TOTAL OTHER **	0	*****	0
34	419100	Rentals				73					
35	419200	Contributions/Donations				74		TOTAL REVENUES **	0	*****	0
36	419300	Transportaion Fees				75					
37	419900	Other Local				76	460000	TRANSFERS IN			
38		TOTAL OTHER LOCAL **	0	*****	0	77					
39	410000	TOTAL LOCAL ** (Line 13 + 38)	0	*****	0	78	400000	BAL.+ REVENUE + TRANS. (Lines 1 + 74 + 76)	0	*****	0



**BUDGET  
EXPENDITURES**  
July 1, 2018 - June 30, 2019

Line	Code	EXPENDITURES Functions/Programs	Prior Year Budget	Proposed Budget	100 Salaries	200 Benefits	300 Purchased Services	400 Supplies Materials	500 Capital Objects	600 Debt Retirement	700 Insurance- Judgment	800 Transfers
39	691	Other Support Services Prog.										
40												
41	600	TOTAL SUPPORT SERV.**	0	0	0	0	0	0	0	0	0	0
42												
43	710	Child Nutrition Program										
44	720	Community Services Program										
45	730	Enterprise Operations										
46	700	TOTAL NON-INSTRUCTION**	0	0	0	0	0	0	0	0	0	0
47												
48	810	Capital Assets-Student Occ										
49	811	Capital Assets-Non Student Occ										
50	800	TOTAL CAPITAL ASSETS PROG**	0	0	0	0	0	0	0	0	0	0
51												
52	911	Debt Services Prog.-Princ.										
53	912	Debt Services Prog.-Int.										
54	913	Debt Serv Prog-Refnded Debt										
55	920	Transfers Out										
56												
57	900	TOTAL OTHER SERVICES **	0	0	0	0	0	0	0	0	0	0
58												
59												
60		TOTAL EXPENDITURES ** (Lines 14+41+47+49+57) **	0	0	0	0	0	0	0	0	0	0
61												
62	950	Contingency Reserve (5% of Line 60)										
63												
64		TOTAL APPROPRIATION (Line 60 + Line 62)	0	0								
65												
66		BUDGET SUMMARY										
67												
68		Beginning Fund Balance										
69		Revenues + Transfers In										
70		TOTAL REVENUE (68 + 69)	0	0								
71												
72		Total Appropriation										
73		Unappropriated Balance										
74		TOTAL APPROPRIATION (72+73)	0	0								

BUDGET SUMMARY

The total on line 70 must equal the total on line 74

**BUDGET  
REVENUES**  
July 1, 2018 - June 30, 2019

Line	Code	REVENUES Item	Prior Year Budget	Proposed Budget		Line	Code	REVENUES Item	Prior Year Budget	Proposed Budget	
				Line Amounts	Totals					Line Amounts	Totals
1	320000	Estimated Fund Balance		*****		40	429000	Other County			
2		as of July 1	0	*****	0	41	420000	TOTAL COUNTY **	0	*****	0
3	411100	Taxes-General M & O				42					
4	411200	Taxes-Supplemental				43	431100	Base Support Program			
5	411300	Taxes-Emergency				44	431200	Transportation Support			
6	411400	Taxes-Tort				45	431400	Except Child/SED Support			
7	411500	Taxes-Cooperative				46	431500	Border Tuition Support			
8	411600	Taxes-Tuition				47	431600	Tuition Equivalency			
9	411700	Taxes-Migrant				48	431800	Benefit Apportionment			
10	411900	Taxes-Other				49	431900	Other State Support			
11	412100	Taxes-Plant Facility				50	432100	Driver Education Prog.			
12	412500	Taxes-Bond & Interest				51	432400	Professional Technical Prog			
13		TOTAL TAXES **	0	*****	0	52	437000	Lottery/Additional State Maint			
14	413000	Penalty: Delinquent Taxes				53	438000	Rev in Lieu of/Ag Equip Tax			
15						54	439000	Other State Revenue			
16	414100	Tuition - Individuals				55					
17	414200	Tuition-Districts in Idaho				56	430000	TOTAL STATE **	0	*****	0
18	414300	Tuition-Out of State Districts				57					
19						58	442000	Indirect Unrestricted Fed.			
20	415000	Earnings on Investments				59	443000	Direct Restricted Fed.			
21						60	445100	Title I - ESEA			
22	416100	School Food Service				61	445200	Title VI, ESEA-Innovative Pr			
23	416200	Meal Sales: Non-Reimb.				62	445300	Perkins III-Voc Tech Act			
24	416900	Other Food Sales				63	445400	Adult Education			
25						64	445500	Child Nutrition Reimb.			
26	417100	Admissions/Activities				65	445600	Title VI-B			
27	417200	Bookstore Sales				66	445900	Other Indirect Fed. Prog.	17,149CR	33,210CR	
28	417300	Clubs, Org. Dues, Etc.				67	448200	Impact Aid - P.L. 874			
29	417400	School Fees & Charges				68	440000	TOTAL FEDERAL **	17,149CR	*****	33,210CR
30	417900	Other Student Revenues				69					
31						70	451000	Proceeds: Bonds,Capital Leases			
32	418100	Community Service				71	453000	Sale of Fixed Assets			
33						72	450000	TOTAL OTHER **	0	*****	0
34	419100	Rentals				73					
35	419200	Contributions/Donations				74		TOTAL REVENUES **	17,149CR	*****	33,210CR
36	419300	Transportaion Fees				75					
37	419900	Other Local				76	460000	TRANSFERS IN			
38		TOTAL OTHER LOCAL **	0	*****	0	77					
39	410000	TOTAL LOCAL ** (Line 13 + 38)	0	*****	0	78	400000	BAL.+ REVENUE + TRANS. (Lines 1 + 74 + 76)	17,149CR	*****	33,210CR



**BUDGET  
EXPENDITURES**  
July 1, 2018 - June 30, 2019

Line	Code	EXPENDITURES Functions/Programs	Prior Year Budget	Proposed Budget	100 Salaries	200 Benefits	300 Purchased Services	400 Supplies Materials	500 Capital Objects	600 Debt Retirement	700 Insurance- Judgment	800 Transfers
39	691	Other Support Services Prog.										
40												
41	600	TOTAL SUPPORT SERV.**	17,149	33,210	22,000	11,210	0	0	0	0	0	0
42												
43	710	Child Nutrition Program										
44	720	Community Services Program										
45	730	Enterprise Operations										
46	700	TOTAL NON-INSTRUCTION**	0	0	0	0	0	0	0	0	0	0
47												
48	810	Capital Assets-Student Occ										
49	811	Capital Assets-Non Student Occ										
50	800	TOTAL CAPITAL ASSETS PROG**	0	0	0	0	0	0	0	0	0	0
51												
52	911	Debt Services Prog.-Princ.										
53	912	Debt Services Prog.-Int.										
54	913	Debt Serv Prog-Refnded Debt										
55	920	Transfers Out										
56												
57	900	TOTAL OTHER SERVICES **	0	0	0	0	0	0	0	0	0	0
58												
59												
60		TOTAL EXPENDITURES ** (Lines 14+41+47+49+57) **	17,149	33,210	22,000	11,210	0	0	0	0	0	0
61												
62	950	Contingency Reserve (5% of Line 60)										
63												
64		TOTAL APPROPRIATION (Line 60 + Line 62)	17,149	33,210								
65												
66		BUDGET SUMMARY										
67												
68		Beginning Fund Balance										
69		Revenues + Transfers In	17,149CR	33,210CR								
70		TOTAL REVENUE (68 + 69)	17,149CR	33,210CR								
71												
72		Total Appropriation	17,149	33,210								
73		Unappropriated Balance										
74		TOTAL APPROPRIATION (72+73)	17,149	33,210								

BUDGET SUMMARY

The total on line 70 must equal the total on line 74



**BUDGET  
REVENUES**  
July 1, 2018 - June 30, 2019

Line	Code	REVENUES Item	Prior Year Budget	Proposed Budget		Line	Code	REVENUES Item	Prior Year Budget	Proposed Budget	
				Line Amounts	Totals					Line Amounts	Totals
1	320000	Estimated Fund Balance		*****		40	429000	Other County			
2		as of July 1	0	*****	0	41	420000	TOTAL COUNTY **	0	*****	0
3	411100	Taxes-General M & O				42					
4	411200	Taxes-Supplemental				43	431100	Base Support Program			
5	411300	Taxes-Emergency				44	431200	Transportation Support			
6	411400	Taxes-Tort				45	431400	Except Child/SED Support			
7	411500	Taxes-Cooperative				46	431500	Border Tuition Support			
8	411600	Taxes-Tuition				47	431600	Tuition Equivalency			
9	411700	Taxes-Migrant				48	431800	Benefit Apportionment			
10	411900	Taxes-Other				49	431900	Other State Support			
11	412100	Taxes-Plant Facility				50	432100	Driver Education Prog.			
12	412500	Taxes-Bond & Interest				51	432400	Professional Technical Prog			
13		TOTAL TAXES **	0	*****	0	52	437000	Lottery/Additional State Maint			
14	413000	Penalty: Delinquent Taxes				53	438000	Rev in Lieu of/Ag Equip Tax			
15						54	439000	Other State Revenue			
16	414100	Tuition - Individuals				55					
17	414200	Tuition-Districts in Idaho				56	430000	TOTAL STATE **	0	*****	0
18	414300	Tuition-Out of State Districts				57					
19						58	442000	Indirect Unrestricted Fed.			
20	415000	Earnings on Investments				59	443000	Direct Restricted Fed.			
21						60	445100	Title I - ESEA	26,776CR	26,776CR	
22	416100	School Food Service				61	445200	Title VI, ESEA-Innovative Pr			
23	416200	Meal Sales: Non-Reimb.				62	445300	Perkins III-Voc Tech Act			
24	416900	Other Food Sales				63	445400	Adult Education			
25						64	445500	Child Nutrition Reimb.			
26	417100	Admissions/Activities				65	445600	Title VI-B			
27	417200	Bookstore Sales				66	445900	Other Indirect Fed. Prog.			
28	417300	Clubs, Org. Dues, Etc.				67	448200	Impact Aid - P.L. 874			
29	417400	School Fees & Charges				68	440000	TOTAL FEDERAL **	26,776CR	*****	26,776CR
30	417900	Other Student Revenues				69					
31						70	451000	Proceeds: Bonds,Capital Leases			
32	418100	Community Service				71	453000	Sale of Fixed Assets			
33						72	450000	TOTAL OTHER **	0	*****	0
34	419100	Rentals				73					
35	419200	Contributions/Donations				74		TOTAL REVENUES **	26,776CR	*****	26,776CR
36	419300	Transportaion Fees				75					
37	419900	Other Local				76	460000	TRANSFERS IN			
38		TOTAL OTHER LOCAL **	0	*****	0	77					
39	410000	TOTAL LOCAL ** (Line 13 + 38)	0	*****	0	78	400000	BAL.+ REVENUE + TRANS. (Lines 1 + 74 + 76)	26,776CR	*****	26,776CR



**BUDGET  
EXPENDITURES**  
July 1, 2018 - June 30, 2019

Line	Code	EXPENDITURES Functions/Programs	Prior Year Budget	Proposed Budget	100 Salaries	200 Benefits	300 Purchased Services	400 Supplies Materials	500 Capital Objects	600 Debt Retirement	700 Insurance- Judgment	800 Transfers
39	691	Other Support Services Prog.										
40												
41	600	TOTAL SUPPORT SERV.**	0	0	0	0	0	0	0	0	0	0
42												
43	710	Child Nutrition Program										
44	720	Community Services Program										
45	730	Enterprise Operations										
46	700	TOTAL NON-INSTRUCTION**	0	0	0	0	0	0	0	0	0	0
47												
48	810	Capital Assets-Student Occ										
49	811	Capital Assets-Non Student Occ										
50	800	TOTAL CAPITAL ASSETS PROG**	0	0	0	0	0	0	0	0	0	0
51												
52	911	Debt Services Prog.-Princ.										
53	912	Debt Services Prog.-Int.										
54	913	Debt Serv Prog-Refnded Debt										
55	920	Transfers Out										
56												
57	900	TOTAL OTHER SERVICES **	0	0	0	0	0	0	0	0	0	0
58												
59												
60		TOTAL EXPENDITURES ** (Lines 14+41+47+49+57) **	26,776	26,776	18,000	8,776	0	0	0	0	0	0
61												
62	950	Contingency Reserve (5% of Line 60)										
63												
64		TOTAL APPROPRIATION (Line 60 + Line 62)	26,776	26,776								
65												
66		BUDGET SUMMARY										
67												
68		Beginning Fund Balance										
69		Revenues + Transfers In	26,776CR	26,776CR								
70		TOTAL REVENUE (68 + 69)	26,776CR	26,776CR								
71												
72		Total Appropriation	26,776	26,776								
73		Unappropriated Balance										
74		TOTAL APPROPRIATION (72+73)	26,776	26,776								

BUDGET SUMMARY

The total on line 70 must equal the total on line 74

**BUDGET  
REVENUES**  
July 1, 2018 - June 30, 2019

Line	Code	REVENUES Item	Prior Year Budget	Proposed Budget		Line	Code	REVENUES Item	Prior Year Budget	Proposed Budget	
				Line Amounts	Totals					Line Amounts	Totals
1	320000	Estimated Fund Balance		*****		40	429000	Other County			
2		as of July 1	0	*****	0	41	420000	TOTAL COUNTY **	0	*****	0
3	411100	Taxes-General M & O				42					
4	411200	Taxes-Supplemental				43	431100	Base Support Program			
5	411300	Taxes-Emergency				44	431200	Transportation Support			
6	411400	Taxes-Tort				45	431400	Except Child/SED Support			
7	411500	Taxes-Cooperative				46	431500	Border Tuition Support			
8	411600	Taxes-Tuition				47	431600	Tuition Equivalency			
9	411700	Taxes-Migrant				48	431800	Benefit Apportionment			
10	411900	Taxes-Other				49	431900	Other State Support			
11	412100	Taxes-Plant Facility				50	432100	Driver Education Prog.			
12	412500	Taxes-Bond & Interest				51	432400	Professional Technical Prog			
13		TOTAL TAXES **	0	*****	0	52	437000	Lottery/Additional State Maint			
14	413000	Penalty: Delinquent Taxes				53	438000	Rev in Lieu of/Ag Equip Tax			
15						54	439000	Other State Revenue			
16	414100	Tuition - Individuals				55					
17	414200	Tuition-Districts in Idaho				56	430000	TOTAL STATE **	0	*****	0
18	414300	Tuition-Out of State Districts				57					
19						58	442000	Indirect Unrestricted Fed.			
20	415000	Earnings on Investments				59	443000	Direct Restricted Fed.			
21						60	445100	Title I - ESEA			
22	416100	School Food Service				61	445200	Title VI, ESEA-Innovative Pr			
23	416200	Meal Sales: Non-Reimb.				62	445300	Perkins III-Voc Tech Act	28,563CR	28,563CR	
24	416900	Other Food Sales				63	445400	Adult Education			
25						64	445500	Child Nutrition Reimb.			
26	417100	Admissions/Activities				65	445600	Title VI-B			
27	417200	Bookstore Sales				66	445900	Other Indirect Fed. Prog.			
28	417300	Clubs, Org. Dues, Etc.				67	448200	Impact Aid - P.L. 874			
29	417400	School Fees & Charges				68	440000	TOTAL FEDERAL **	28,563CR	*****	28,563CR
30	417900	Other Student Revenues				69					
31						70	451000	Proceeds: Bonds,Capital Leases			
32	418100	Community Service				71	453000	Sale of Fixed Assets			
33						72	450000	TOTAL OTHER **	0	*****	0
34	419100	Rentals				73					
35	419200	Contributions/Donations				74		TOTAL REVENUES **	28,563CR	*****	28,563CR
36	419300	Transportaion Fees				75					
37	419900	Other Local				76	460000	TRANSFERS IN			
38		TOTAL OTHER LOCAL **	0	*****	0	77					
39	410000	TOTAL LOCAL ** (Line 13 + 38)	0	*****	0	78	400000	BAL.+ REVENUE + TRANS. (Lines 1 + 74 + 76)	28,563CR	*****	28,563CR



**BUDGET  
EXPENDITURES**  
July 1, 2018 - June 30, 2019

Line	Code	EXPENDITURES Functions/Programs	Prior Year Budget	Proposed Budget	100 Salaries	200 Benefits	300 Purchased Services	400 Supplies Materials	500 Capital Objects	600 Debt Retirement	700 Insurance- Judgment	800 Transfers
39	691	Other Support Services Prog.										
40												
41	600	TOTAL SUPPORT SERV.**	0	0	0	0	0	0	0	0	0	0
42												
43	710	Child Nutrition Program										
44	720	Community Services Program										
45	730	Enterprise Operations										
46	700	TOTAL NON-INSTRUCTION**	0	0	0	0	0	0	0	0	0	0
47												
48	810	Capital Assets-Student Occ										
49	811	Capital Assets-Non Student Occ										
50	800	TOTAL CAPITAL ASSETS PROG**	0	0	0	0	0	0	0	0	0	0
51												
52	911	Debt Services Prog.-Princ.										
53	912	Debt Services Prog.-Int.										
54	913	Debt Serv Prog-Refnded Debt										
55	920	Transfers Out										
56												
57	900	TOTAL OTHER SERVICES **	0	0	0	0	0	0	0	0	0	0
58												
59												
60		TOTAL EXPENDITURES ** (Lines 14+41+47+49+57) **	28,563	28,563	409	91	1,300	26,763	0	0	0	0
61												
62	950	Contingency Reserve (5% of Line 60)										
63												
64		TOTAL APPROPRIATION (Line 60 + Line 62)	28,563	28,563								
65												
66		BUDGET SUMMARY										
67												
68		Beginning Fund Balance										
69		Revenues + Transfers In	28,563CR	28,563CR								
70		TOTAL REVENUE (68 + 69)	28,563CR	28,563CR								
71												
72		Total Appropriation	28,563	28,563								
73		Unappropriated Balance										
74		TOTAL APPROPRIATION (72+73)	28,563	28,563								

BUDGET SUMMARY

The total on line 70 must equal the total on line 74

**BUDGET  
REVENUES**  
July 1, 2018 - June 30, 2019

Line	Code	REVENUES Item	Prior Year Budget	Proposed Budget		Line	Code	REVENUES Item	Prior Year Budget	Proposed Budget	
				Line Amounts	Totals					Line Amounts	Totals
1	320000	Estimated Fund Balance		*****		40	429000	Other County			
2		as of July 1	0	*****	0	41	420000	TOTAL COUNTY **	0	*****	0
3	411100	Taxes-General M & O				42					
4	411200	Taxes-Supplemental				43	431100	Base Support Program			
5	411300	Taxes-Emergency				44	431200	Transportation Support			
6	411400	Taxes-Tort				45	431400	Except Child/SED Support			
7	411500	Taxes-Cooperative				46	431500	Border Tuition Support			
8	411600	Taxes-Tuition				47	431600	Tuition Equivalency			
9	411700	Taxes-Migrant				48	431800	Benefit Apportionment			
10	411900	Taxes-Other				49	431900	Other State Support			
11	412100	Taxes-Plant Facility				50	432100	Driver Education Prog.			
12	412500	Taxes-Bond & Interest				51	432400	Professional Technical Prog			
13		TOTAL TAXES **	0	*****	0	52	437000	Lottery/Additional State Maint			
14	413000	Penalty: Delinquent Taxes				53	438000	Rev in Lieu of/Ag Equip Tax			
15						54	439000	Other State Revenue			
16	414100	Tuition - Individuals				55					
17	414200	Tuition-Districts in Idaho				56	430000	TOTAL STATE **	0	*****	0
18	414300	Tuition-Out of State Districts				57					
19						58	442000	Indirect Unrestricted Fed.			
20	415000	Earnings on Investments				59	443000	Direct Restricted Fed.			
21						60	445100	Title I - ESEA	17,698CR	18,966CR	
22	416100	School Food Service				61	445200	Title VI, ESEA-Innovative Pr			
23	416200	Meal Sales: Non-Reimb.				62	445300	Perkins III-Voc Tech Act			
24	416900	Other Food Sales				63	445400	Adult Education			
25						64	445500	Child Nutrition Reimb.			
26	417100	Admissions/Activities				65	445600	Title VI-B			
27	417200	Bookstore Sales				66	445900	Other Indirect Fed. Prog.			
28	417300	Clubs, Org. Dues, Etc.				67	448200	Impact Aid - P.L. 874			
29	417400	School Fees & Charges				68	440000	TOTAL FEDERAL **	17,698CR	*****	18,966CR
30	417900	Other Student Revenues				69					
31						70	451000	Proceeds: Bonds,Capital Leases			
32	418100	Community Service				71	453000	Sale of Fixed Assets			
33						72	450000	TOTAL OTHER **	0	*****	0
34	419100	Rentals				73					
35	419200	Contributions/Donations				74		TOTAL REVENUES **	17,698CR	*****	18,966CR
36	419300	Transportaion Fees				75					
37	419900	Other Local				76	460000	TRANSFERS IN			
38		TOTAL OTHER LOCAL **	0	*****	0	77					
39	410000	TOTAL LOCAL ** (Line 13 + 38)	0	*****	0	78	400000	BAL.+ REVENUE + TRANS. (Lines 1 + 74 + 76)	17,698CR	*****	18,966CR





**BUDGET  
EXPENDITURES**  
July 1, 2018 - June 30, 2019

Line	Code	EXPENDITURES Functions/Programs	Prior Year Budget	Proposed Budget	100 Salaries	200 Benefits	300 Purchased Services	400 Supplies Materials	500 Capital Objects	600 Debt Retirement	700 Insurance- Judgment	800 Transfers
39	691	Other Support Services Prog.										
40												
41	600	TOTAL SUPPORT SERV.**	17,698	18,966	13,268	5,698	0	0	0	0	0	0
42												
43	710	Child Nutrition Program										
44	720	Community Services Program										
45	730	Enterprise Operations										
46	700	TOTAL NON-INSTRUCTION**	0	0	0	0	0	0	0	0	0	0
47												
48	810	Capital Assets-Student Occ										
49	811	Capital Assets-Non Student Occ										
50	800	TOTAL CAPITAL ASSETS PROG**	0	0	0	0	0	0	0	0	0	0
51												
52	911	Debt Services Prog.-Princ.										
53	912	Debt Services Prog.-Int.										
54	913	Debt Serv Prog-Refnded Debt										
55	920	Transfers Out										
56												
57	900	TOTAL OTHER SERVICES **	0	0	0	0	0	0	0	0	0	0
58												
59												
60		TOTAL EXPENDITURES ** (Lines 14+41+47+49+57) **	17,698	18,966	13,268	5,698	0	0	0	0	0	0
61												
62	950	Contingency Reserve (5% of Line 60)										
63												
64		TOTAL APPROPRIATION (Line 60 + Line 62)	17,698	18,966								
65												
66		BUDGET SUMMARY										
67												
68		Beginning Fund Balance										
69		Revenues + Transfers In	17,698CR	18,966CR								
70		TOTAL REVENUE (68 + 69)	17,698CR	18,966CR								
71												
72		Total Appropriation	17,698	18,966								
73		Unappropriated Balance										
74		TOTAL APPROPRIATION (72+73)	17,698	18,966								

BUDGET SUMMARY

The total on line 70 must equal the total on line 74

**BUDGET  
REVENUES**  
July 1, 2018 - June 30, 2019

Line	Code	REVENUES Item	Prior Year Budget	Proposed Budget		Line	Code	REVENUES Item	Prior Year Budget	Proposed Budget	
				Line Amounts	Totals					Line Amounts	Totals
1	320000	Estimated Fund Balance		*****		40	429000	Other County			
2		as of July 1	0	*****	0	41	420000	TOTAL COUNTY **	0	*****	0
3	411100	Taxes-General M & O				42					
4	411200	Taxes-Supplemental				43	431100	Base Support Program			
5	411300	Taxes-Emergency				44	431200	Transportation Support			
6	411400	Taxes-Tort				45	431400	Except Child/SED Support			
7	411500	Taxes-Cooperative				46	431500	Border Tuition Support			
8	411600	Taxes-Tuition				47	431600	Tuition Equivalency			
9	411700	Taxes-Migrant				48	431800	Benefit Apportionment			
10	411900	Taxes-Other				49	431900	Other State Support			
11	412100	Taxes-Plant Facility				50	432100	Driver Education Prog.			
12	412500	Taxes-Bond & Interest				51	432400	Professional Technical Prog			
13		TOTAL TAXES **	0	*****	0	52	437000	Lottery/Additional State Maint			
14	413000	Penalty: Delinquent Taxes				53	438000	Rev in Lieu of/Ag Equip Tax			
15						54	439000	Other State Revenue			
16	414100	Tuition - Individuals				55					
17	414200	Tuition-Districts in Idaho				56	430000	TOTAL STATE **	0	*****	0
18	414300	Tuition-Out of State Districts				57					
19						58	442000	Indirect Unrestricted Fed.			
20	415000	Earnings on Investments				59	443000	Direct Restricted Fed.			
21						60	445100	Title I - ESEA			
22	416100	School Food Service				61	445200	Title VI, ESEA-Innovative Pr			
23	416200	Meal Sales: Non-Reimb.				62	445300	Perkins III-Voc Tech Act			
24	416900	Other Food Sales				63	445400	Adult Education			
25						64	445500	Child Nutrition Reimb.			
26	417100	Admissions/Activities				65	445600	Title VI-B			
27	417200	Bookstore Sales				66	445900	Other Indirect Fed. Prog.	74,948CR	71,725CR	
28	417300	Clubs, Org. Dues, Etc.				67	448200	Impact Aid - P.L. 874			
29	417400	School Fees & Charges				68	440000	TOTAL FEDERAL **	74,948CR	*****	71,725CR
30	417900	Other Student Revenues				69					
31						70	451000	Proceeds: Bonds,Capital Leases			
32	418100	Community Service				71	453000	Sale of Fixed Assets			
33						72	450000	TOTAL OTHER **	0	*****	0
34	419100	Rentals				73					
35	419200	Contributions/Donations				74		TOTAL REVENUES **	74,948CR	*****	71,725CR
36	419300	Transportaion Fees				75					
37	419900	Other Local				76	460000	TRANSFERS IN			
38		TOTAL OTHER LOCAL **	0	*****	0	77					
39	410000	TOTAL LOCAL ** (Line 13 + 38)	0	*****	0	78	400000	BAL.+ REVENUE + TRANS. (Lines 1 + 74 + 76)	74,948CR	*****	71,725CR



**BUDGET  
EXPENDITURES**  
July 1, 2018 - June 30, 2019

Line	Code	EXPENDITURES Functions/Programs	Prior Year Budget	Proposed Budget	100 Salaries	200 Benefits	300 Purchased Services	400 Supplies Materials	500 Capital Objects	600 Debt Retirement	700 Insurance- Judgment	800 Transfers
39	691	Other Support Services Prog.										
40												
41	600	TOTAL SUPPORT SERV.**	39,948	39,948	30,000	9,948	0	0	0	0	0	0
42												
43	710	Child Nutrition Program										
44	720	Community Services Program										
45	730	Enterprise Operations										
46	700	TOTAL NON-INSTRUCTION**	0	0	0	0	0	0	0	0	0	0
47												
48	810	Capital Assets-Student Occ										
49	811	Capital Assets-Non Student Occ										
50	800	TOTAL CAPITAL ASSETS PROG**	0	0	0	0	0	0	0	0	0	0
51												
52	911	Debt Services Prog.-Princ.										
53	912	Debt Services Prog.-Int.										
54	913	Debt Serv Prog-Refnded Debt										
55	920	Transfers Out										
56												
57	900	TOTAL OTHER SERVICES **	0	0	0	0	0	0	0	0	0	0
58												
59												
60		TOTAL EXPENDITURES ** (Lines 14+41+47+49+57) **	74,948	71,725	55,000	9,948	6,777	0	0	0	0	0
61												
62	950	Contingency Reserve (5% of Line 60)										
63												
64		TOTAL APPROPRIATION (Line 60 + Line 62)	74,948	71,725								
65												
66		BUDGET SUMMARY										
67												
68		Beginning Fund Balance										
69		Revenues + Transfers In	74,948CR	71,725CR								
70		TOTAL REVENUE (68 + 69)	74,948CR	71,725CR								
71												
72		Total Appropriation	74,948	71,725								
73		Unappropriated Balance										
74		TOTAL APPROPRIATION (72+73)	74,948	71,725								

BUDGET SUMMARY

The total on line 70 must equal the total on line 74

**BUDGET  
REVENUES**  
July 1, 2018 - June 30, 2019

Line	Code	REVENUES Item	Prior Year Budget	Proposed Budget		Line	Code	REVENUES Item	Prior Year Budget	Proposed Budget	
				Line Amounts	Totals					Line Amounts	Totals
1	320000	Estimated Fund Balance		*****		40	429000	Other County			
2		as of July 1	0	*****	0	41	420000	TOTAL COUNTY **	0	*****	0
3	411100	Taxes-General M & O				42					
4	411200	Taxes-Supplemental				43	431100	Base Support Program			
5	411300	Taxes-Emergency				44	431200	Transportation Support			
6	411400	Taxes-Tort				45	431400	Except Child/SED Support			
7	411500	Taxes-Cooperative				46	431500	Border Tuition Support			
8	411600	Taxes-Tuition				47	431600	Tuition Equivalency			
9	411700	Taxes-Migrant				48	431800	Benefit Apportionment			
10	411900	Taxes-Other				49	431900	Other State Support			
11	412100	Taxes-Plant Facility				50	432100	Driver Education Prog.			
12	412500	Taxes-Bond & Interest				51	432400	Professional Technical Prog			
13		TOTAL TAXES **	0	*****	0	52	437000	Lottery/Additional State Maint			
14	413000	Penalty: Delinquent Taxes				53	438000	Rev in Lieu of/Ag Equip Tax			
15						54	439000	Other State Revenue			
16	414100	Tuition - Individuals				55					
17	414200	Tuition-Districts in Idaho				56	430000	TOTAL STATE **	0	*****	0
18	414300	Tuition-Out of State Districts				57					
19						58	442000	Indirect Unrestricted Fed.			
20	415000	Earnings on Investments				59	443000	Direct Restricted Fed.			
21						60	445100	Title I - ESEA	97,650CR	170,000CR	
22	416100	School Food Service				61	445200	Title VI, ESEA-Innovative Pr			
23	416200	Meal Sales: Non-Reimb.				62	445300	Perkins III-Voc Tech Act			
24	416900	Other Food Sales				63	445400	Adult Education			
25						64	445500	Child Nutrition Reimb.			
26	417100	Admissions/Activities				65	445600	Title VI-B			
27	417200	Bookstore Sales				66	445900	Other Indirect Fed. Prog.	160,000CR	150,500CR	
28	417300	Clubs, Org. Dues, Etc.				67	448200	Impact Aid - P.L. 874			
29	417400	School Fees & Charges				68	440000	TOTAL FEDERAL **	257,650CR	*****	320,500CR
30	417900	Other Student Revenues				69					
31						70	451000	Proceeds: Bonds,Capital Leases			
32	418100	Community Service				71	453000	Sale of Fixed Assets			
33						72	450000	TOTAL OTHER **	0	*****	0
34	419100	Rentals				73					
35	419200	Contributions/Donations				74		TOTAL REVENUES **	257,650CR	*****	320,500CR
36	419300	Transportaion Fees				75					
37	419900	Other Local				76	460000	TRANSFERS IN			
38		TOTAL OTHER LOCAL **	0	*****	0	77					
39	410000	TOTAL LOCAL ** (Line 13 + 38)	0	*****	0	78	400000	BAL.+ REVENUE + TRANS. (Lines 1 + 74 + 76)	257,650CR	*****	320,500CR



**BUDGET  
EXPENDITURES**  
July 1, 2018 - June 30, 2019

Line	Code	EXPENDITURES Functions/Programs	Prior Year Budget	Proposed Budget	100 Salaries	200 Benefits	300 Purchased Services	400 Supplies Materials	500 Capital Objects	600 Debt Retirement	700 Insurance- Judgment	800 Transfers
39	691	Other Support Services Prog.										
40												
41	600	TOTAL SUPPORT SERV.**	157,791	193,773	115,871	32,733	25,707	11,937	7,525	0	0	0
42												
43	710	Child Nutrition Program										
44	720	Community Services Program										
45	730	Enterprise Operations										
46	700	TOTAL NON-INSTRUCTION**	0	0	0	0	0	0	0	0	0	0
47												
48	810	Capital Assets-Student Occ										
49	811	Capital Assets-Non Student Occ										
50	800	TOTAL CAPITAL ASSETS PROG**	0	0	0	0	0	0	0	0	0	0
51												
52	911	Debt Services Prog.-Princ.										
53	912	Debt Services Prog.-Int.										
54	913	Debt Serv Prog-Refnded Debt										
55	920	Transfers Out	2,209	4,458								4,458
56												
57	900	TOTAL OTHER SERVICES **	2,209	4,458	0	0	0	0	0	0	0	4,458
58												
59												
60		TOTAL EXPENDITURES ** (Lines 14+41+47+49+57) **	257,650	320,500	179,295	48,778	37,397	35,297	15,275	0	0	4,458
61												
62	950	Contingency Reserve (5% of Line 60)										
63												
64		TOTAL APPROPRIATION (Line 60 + Line 62)	257,650	320,500								
65												
66		BUDGET SUMMARY										
67												
68		Beginning Fund Balance										
69		Revenues + Transfers In	257,650CR	320,500CR								
70		TOTAL REVENUE (68 + 69)	257,650CR	320,500CR								
71												
72		Total Appropriation	257,650	320,500								
73		Unappropriated Balance										
74		TOTAL APPROPRIATION (72+73)	257,650	320,500								

BUDGET SUMMARY

The total on line 70 must equal the total on line 74

**BUDGET  
REVENUES**  
July 1, 2018 - June 30, 2019

Line	Code	REVENUES Item	Prior Year Budget	Proposed Budget		Line	Code	REVENUES Item	Prior Year Budget	Proposed Budget	
				Line Amounts	Totals					Line Amounts	Totals
1	320000	Estimated Fund Balance		*****		40	429000	Other County			
2		as of July 1	0	*****	0	41	420000	TOTAL COUNTY **	0	*****	0
3	411100	Taxes-General M & O				42					
4	411200	Taxes-Supplemental				43	431100	Base Support Program			
5	411300	Taxes-Emergency				44	431200	Transportation Support			
6	411400	Taxes-Tort				45	431400	Except Child/SED Support			
7	411500	Taxes-Cooperative				46	431500	Border Tuition Support			
8	411600	Taxes-Tuition				47	431600	Tuition Equivalency			
9	411700	Taxes-Migrant				48	431800	Benefit Apportionment			
10	411900	Taxes-Other				49	431900	Other State Support			
11	412100	Taxes-Plant Facility				50	432100	Driver Education Prog.			
12	412500	Taxes-Bond & Interest				51	432400	Professional Technical Prog			
13		TOTAL TAXES **	0	*****	0	52	437000	Lottery/Additional State Maint			
14	413000	Penalty: Delinquent Taxes				53	438000	Rev in Lieu of/Ag Equip Tax			
15						54	439000	Other State Revenue			
16	414100	Tuition - Individuals				55					
17	414200	Tuition-Districts in Idaho				56	430000	TOTAL STATE **	0	*****	0
18	414300	Tuition-Out of State Districts				57					
19						58	442000	Indirect Unrestricted Fed.			
20	415000	Earnings on Investments				59	443000	Direct Restricted Fed.			
21						60	445100	Title I - ESEA			
22	416100	School Food Service				61	445200	Title VI, ESEA-Innovative Pr			
23	416200	Meal Sales: Non-Reimb.				62	445300	Perkins III-Voc Tech Act			
24	416900	Other Food Sales				63	445400	Adult Education			
25						64	445500	Child Nutrition Reimb.			
26	417100	Admissions/Activities				65	445600	Title VI-B			
27	417200	Bookstore Sales				66	445900	Other Indirect Fed. Prog.			
28	417300	Clubs, Org. Dues, Etc.				67	448200	Impact Aid - P.L. 874			
29	417400	School Fees & Charges				68	440000	TOTAL FEDERAL **	0	*****	0
30	417900	Other Student Revenues				69					
31						70	451000	Proceeds: Bonds,Capital Leases			
32	418100	Community Service				71	453000	Sale of Fixed Assets			
33						72	450000	TOTAL OTHER **	0	*****	0
34	419100	Rentals				73					
35	419200	Contributions/Donations				74		TOTAL REVENUES **	0	*****	0
36	419300	Transportaion Fees				75					
37	419900	Other Local				76	460000	TRANSFERS IN			
38		TOTAL OTHER LOCAL **	0	*****	0	77					
39	410000	TOTAL LOCAL ** (Line 13 + 38)	0	*****	0	78	400000	BAL.+ REVENUE + TRANS. (Lines 1 + 74 + 76)	0	*****	0





**BUDGET  
EXPENDITURES**  
July 1, 2018 - June 30, 2019

Line	Code	EXPENDITURES Functions/Programs	Prior Year Budget	Proposed Budget	100 Salaries	200 Benefits	300 Purchased Services	400 Supplies Materials	500 Capital Objects	600 Debt Retirement	700 Insurance- Judgment	800 Transfers
39	691	Other Support Services Prog.										
40												
41	600	TOTAL SUPPORT SERV.**	0	0	0	0	0	0	0	0	0	0
42												
43	710	Child Nutrition Program										
44	720	Community Services Program										
45	730	Enterprise Operations										
46	700	TOTAL NON-INSTRUCTION**	0	0	0	0	0	0	0	0	0	0
47												
48	810	Capital Assets-Student Occ										
49	811	Capital Assets-Non Student Occ										
50	800	TOTAL CAPITAL ASSETS PROG**	0	0	0	0	0	0	0	0	0	0
51												
52	911	Debt Services Prog.-Princ.										
53	912	Debt Services Prog.-Int.										
54	913	Debt Serv Prog-Refnded Debt										
55	920	Transfers Out										
56												
57	900	TOTAL OTHER SERVICES **	0	0	0	0	0	0	0	0	0	0
58												
59												
60		TOTAL EXPENDITURES ** (Lines 14+41+47+49+57) **	0	0	0	0	0	0	0	0	0	0
61												
62	950	Contingency Reserve (5% of Line 60)										
63												
64		TOTAL APPROPRIATION (Line 60 + Line 62)	0	0								
65												
66		BUDGET SUMMARY										
67												
68		Beginning Fund Balance										
69		Revenues + Transfers In										
70		TOTAL REVENUE (68 + 69)	0	0								
71												
72		Total Appropriation										
73		Unappropriated Balance										
74		TOTAL APPROPRIATION (72+73)	0	0								

BUDGET SUMMARY

The total on line 70 must equal the total on line 74

**BUDGET  
REVENUES**  
July 1, 2018 - June 30, 2019

Line	Code	REVENUES Item	Prior Year Budget	Proposed Budget		Line	Code	REVENUES Item	Prior Year Budget	Proposed Budget	
				Line Amounts	Totals					Line Amounts	Totals
1	320000	Estimated Fund Balance		*****		40	429000	Other County			
2		as of July 1	0	*****	0	41	420000	TOTAL COUNTY **	0	*****	0
3	411100	Taxes-General M & O				42					
4	411200	Taxes-Supplemental				43	431100	Base Support Program			
5	411300	Taxes-Emergency				44	431200	Transportation Support			
6	411400	Taxes-Tort				45	431400	Except Child/SED Support			
7	411500	Taxes-Cooperative				46	431500	Border Tuition Support			
8	411600	Taxes-Tuition				47	431600	Tuition Equivalency			
9	411700	Taxes-Migrant				48	431800	Benefit Apportionment			
10	411900	Taxes-Other				49	431900	Other State Support			
11	412100	Taxes-Plant Facility				50	432100	Driver Education Prog.			
12	412500	Taxes-Bond & Interest				51	432400	Professional Technical Prog			
13		TOTAL TAXES **	0	*****	0	52	437000	Lottery/Additional State Maint			
14	413000	Penalty: Delinquent Taxes				53	438000	Rev in Lieu of/Ag Equip Tax			
15						54	439000	Other State Revenue			
16	414100	Tuition - Individuals				55					
17	414200	Tuition-Districts in Idaho				56	430000	TOTAL STATE **	0	*****	0
18	414300	Tuition-Out of State Districts				57					
19						58	442000	Indirect Unrestricted Fed.			
20	415000	Earnings on Investments				59	443000	Direct Restricted Fed.			
21						60	445100	Title I - ESEA			
22	416100	School Food Service				61	445200	Title VI, ESEA-Innovative Pr			
23	416200	Meal Sales: Non-Reimb.				62	445300	Perkins III-Voc Tech Act			
24	416900	Other Food Sales				63	445400	Adult Education			
25						64	445500	Child Nutrition Reimb.			
26	417100	Admissions/Activities				65	445600	Title VI-B			
27	417200	Bookstore Sales				66	445900	Other Indirect Fed. Prog.			
28	417300	Clubs, Org. Dues, Etc.				67	448200	Impact Aid - P.L. 874			
29	417400	School Fees & Charges				68	440000	TOTAL FEDERAL **	0	*****	0
30	417900	Other Student Revenues				69					
31						70	451000	Proceeds: Bonds,Capital Leases			
32	418100	Community Service				71	453000	Sale of Fixed Assets			
33						72	450000	TOTAL OTHER **	0	*****	0
34	419100	Rentals				73					
35	419200	Contributions/Donations				74		TOTAL REVENUES **	0	*****	0
36	419300	Transportaion Fees				75					
37	419900	Other Local				76	460000	TRANSFERS IN			
38		TOTAL OTHER LOCAL **	0	*****	0	77					
39	410000	TOTAL LOCAL ** (Line 13 + 38)	0	*****	0	78	400000	BAL.+ REVENUE + TRANS. (Lines 1 + 74 + 76)	0	*****	0



**BUDGET  
EXPENDITURES**  
July 1, 2018 - June 30, 2019

Line	Code	EXPENDITURES Functions/Programs	Prior Year Budget	Proposed Budget	100 Salaries	200 Benefits	300 Purchased Services	400 Supplies Materials	500 Capital Objects	600 Debt Retirement	700 Insurance- Judgment	800 Transfers
39	691	Other Support Services Prog.										
40												
41	600	TOTAL SUPPORT SERV.**	0	0	0	0	0	0	0	0	0	0
42												
43	710	Child Nutrition Program										
44	720	Community Services Program										
45	730	Enterprise Operations										
46	700	TOTAL NON-INSTRUCTION**	0	0	0	0	0	0	0	0	0	0
47												
48	810	Capital Assets-Student Occ										
49	811	Capital Assets-Non Student Occ										
50	800	TOTAL CAPITAL ASSETS PROG**	0	0	0	0	0	0	0	0	0	0
51												
52	911	Debt Services Prog.-Princ.										
53	912	Debt Services Prog.-Int.										
54	913	Debt Serv Prog-Refnded Debt										
55	920	Transfers Out										
56												
57	900	TOTAL OTHER SERVICES **	0	0	0	0	0	0	0	0	0	0
58												
59												
60		TOTAL EXPENDITURES ** (Lines 14+41+47+49+57) **	0	0	0	0	0	0	0	0	0	0
61												
62	950	Contingency Reserve (5% of Line 60)										
63												
64		TOTAL APPROPRIATION (Line 60 + Line 62)	0	0								
65												
66		BUDGET SUMMARY										
67												
68		Beginning Fund Balance										
69		Revenues + Transfers In										
70		TOTAL REVENUE (68 + 69)	0	0								
71												
72		Total Appropriation										
73		Unappropriated Balance										
74		TOTAL APPROPRIATION (72+73)	0	0								

BUDGET SUMMARY

The total on line 70 must equal the total on line 74

**BUDGET  
REVENUES**  
July 1, 2018 - June 30, 2019

Line	Code	REVENUES Item	Prior Year Budget	Proposed Budget		Line	Code	REVENUES Item	Prior Year Budget	Proposed Budget	
				Line Amounts	Totals					Line Amounts	Totals
1	320000	Estimated Fund Balance		*****		40	429000	Other County			
2		as of July 1	0	*****	0	41	420000	TOTAL COUNTY **	0	*****	0
3	411100	Taxes-General M & O				42					
4	411200	Taxes-Supplemental				43	431100	Base Support Program			
5	411300	Taxes-Emergency				44	431200	Transportation Support			
6	411400	Taxes-Tort				45	431400	Except Child/SED Support			
7	411500	Taxes-Cooperative				46	431500	Border Tuition Support			
8	411600	Taxes-Tuition				47	431600	Tuition Equivalency			
9	411700	Taxes-Migrant				48	431800	Benefit Apportionment			
10	411900	Taxes-Other				49	431900	Other State Support			
11	412100	Taxes-Plant Facility				50	432100	Driver Education Prog.			
12	412500	Taxes-Bond & Interest				51	432400	Professional Technical Prog			
13		TOTAL TAXES **	0	*****	0	52	437000	Lottery/Additional State Maint			
14	413000	Penalty: Delinquent Taxes				53	438000	Rev in Lieu of/Ag Equip Tax			
15						54	439000	Other State Revenue			
16	414100	Tuition - Individuals				55					
17	414200	Tuition-Districts in Idaho				56	430000	TOTAL STATE **	0	*****	0
18	414300	Tuition-Out of State Districts				57					
19						58	442000	Indirect Unrestricted Fed.			
20	415000	Earnings on Investments				59	443000	Direct Restricted Fed.			
21						60	445100	Title I - ESEA			
22	416100	School Food Service				61	445200	Title VI, ESEA-Innovative Pr			
23	416200	Meal Sales: Non-Reimb.				62	445300	Perkins III-Voc Tech Act			
24	416900	Other Food Sales				63	445400	Adult Education			
25						64	445500	Child Nutrition Reimb.			
26	417100	Admissions/Activities				65	445600	Title VI-B			
27	417200	Bookstore Sales				66	445900	Other Indirect Fed. Prog.	30,000CR	30,000CR	
28	417300	Clubs, Org. Dues, Etc.				67	448200	Impact Aid - P.L. 874			
29	417400	School Fees & Charges				68	440000	TOTAL FEDERAL **	30,000CR	*****	30,000CR
30	417900	Other Student Revenues				69					
31						70	451000	Proceeds: Bonds,Capital Leases			
32	418100	Community Service				71	453000	Sale of Fixed Assets			
33						72	450000	TOTAL OTHER **	0	*****	0
34	419100	Rentals				73					
35	419200	Contributions/Donations				74		TOTAL REVENUES **	30,000CR	*****	30,000CR
36	419300	Transportaion Fees				75					
37	419900	Other Local				76	460000	TRANSFERS IN			
38		TOTAL OTHER LOCAL **	0	*****	0	77					
39	410000	TOTAL LOCAL ** (Line 13 + 38)	0	*****	0	78	400000	BAL. + REVENUE + TRANS. (Lines 1 + 74 + 76)	30,000CR	*****	30,000CR



**BUDGET  
EXPENDITURES**  
July 1, 2018 - June 30, 2019

Line	Code	EXPENDITURES Functions/Programs	Prior Year Budget	Proposed Budget	100 Salaries	200 Benefits	300 Purchased Services	400 Supplies Materials	500 Capital Objects	600 Debt Retirement	700 Insurance- Judgment	800 Transfers
39	691	Other Support Services Prog.										
40												
41	600	TOTAL SUPPORT SERV.**	1,000	0	0	0	0	0	0	0	0	0
42												
43	710	Child Nutrition Program										
44	720	Community Services Program										
45	730	Enterprise Operations										
46	700	TOTAL NON-INSTRUCTION**	0	0	0	0	0	0	0	0	0	0
47												
48	810	Capital Assets-Student Occ										
49	811	Capital Assets-Non Student Occ										
50	800	TOTAL CAPITAL ASSETS PROG**	0	0	0	0	0	0	0	0	0	0
51												
52	911	Debt Services Prog.-Princ.										
53	912	Debt Services Prog.-Int.										
54	913	Debt Serv Prog-Refnded Debt										
55	920	Transfers Out										
56												
57	900	TOTAL OTHER SERVICES **	0	0	0	0	0	0	0	0	0	0
58												
59												
60		TOTAL EXPENDITURES ** (Lines 14+41+47+49+57) **	30,000	30,000	20,000	10,000	0	0	0	0	0	0
61												
62	950	Contingency Reserve (5% of Line 60)										
63												
64		TOTAL APPROPRIATION (Line 60 + Line 62)	30,000	30,000								
65												
66		BUDGET SUMMARY										
67												
68		Beginning Fund Balance										
69		Revenues + Transfers In	30,000CR	30,000CR								
70		TOTAL REVENUE (68 + 69)	30,000CR	30,000CR								
71												
72		Total Appropriation	30,000	30,000								
73		Unappropriated Balance										
74		TOTAL APPROPRIATION (72+73)	30,000	30,000								

BUDGET SUMMARY

The total on line 70 must equal the total on line 74



**BUDGET  
REVENUES**  
July 1, 2018 - June 30, 2019

Line	Code	REVENUES Item	Prior Year Budget	Proposed Budget		Line	Code	REVENUES Item	Prior Year Budget	Proposed Budget	
				Line Amounts	Totals					Line Amounts	Totals
1	320000	Estimated Fund Balance	113,000CR	100,000CR		40	429000	Other County			
2		as of July 1	113,000CR	*****	100,000CR	41	420000	TOTAL COUNTY **	0	*****	0
3	411100	Taxes-General M & O				42					
4	411200	Taxes-Supplemental				43	431100	Base Support Program			
5	411300	Taxes-Emergency				44	431200	Transportation Support			
6	411400	Taxes-Tort				45	431400	Except Child/SED Support			
7	411500	Taxes-Cooperative				46	431500	Border Tuition Support			
8	411600	Taxes-Tuition				47	431600	Tuition Equivalency			
9	411700	Taxes-Migrant				48	431800	Benefit Apportionment			
10	411900	Taxes-Other				49	431900	Other State Support			
11	412100	Taxes-Plant Facility				50	432100	Driver Education Prog.			
12	412500	Taxes-Bond & Interest				51	432400	Professional Technical Prog			
13		TOTAL TAXES **	0	*****	0	52	437000	Lottery/Additional State Maint			
14	413000	Penalty: Delinquent Taxes				53	438000	Rev in Lieu of/Ag Equip Tax			
15						54	439000	Other State Revenue			
16	414100	Tuition - Individuals				55					
17	414200	Tuition-Districts in Idaho				56	430000	TOTAL STATE **	0	*****	0
18	414300	Tuition-Out of State Districts				57					
19						58	442000	Indirect Unrestricted Fed.			
20	415000	Earnings on Investments	500CR	500CR		59	443000	Direct Restricted Fed.			
21						60	445100	Title I - ESEA			
22	416100	School Food Service	1,500CR	1,500CR		61	445200	Title VI, ESEA-Innovative Pr			
23	416200	Meal Sales: Non-Reimb.	6,000CR	6,000CR		62	445300	Perkins III-Voc Tech Act			
24	416900	Other Food Sales				63	445400	Adult Education			
25						64	445500	Child Nutrition Reimb.	824,000CR	824,000CR	
26	417100	Admissions/Activities				65	445600	Title VI-B			
27	417200	Bookstore Sales				66	445900	Other Indirect Fed. Prog.			
28	417300	Clubs, Org. Dues, Etc.				67	448200	Impact Aid - P.L. 874			
29	417400	School Fees & Charges				68	440000	TOTAL FEDERAL **	824,000CR	*****	824,000CR
30	417900	Other Student Revenues				69					
31						70	451000	Proceeds: Bonds,Capital Leases			
32	418100	Community Service				71	453000	Sale of Fixed Assets			
33						72	450000	TOTAL OTHER **	0	*****	0
34	419100	Rentals				73					
35	419200	Contributions/Donations				74		TOTAL REVENUES **	832,000CR	*****	832,000CR
36	419300	Transportaion Fees				75					
37	419900	Other Local				76	460000	TRANSFERS IN			
38		TOTAL OTHER LOCAL **	8,000CR	*****	8,000CR	77					
39	410000	TOTAL LOCAL ** (Line 13 + 38)	8,000CR	*****	8,000CR	78	400000	BAL.+ REVENUE + TRANS. (Lines 1 + 74 + 76)	945,000CR	*****	932,000CR



**BUDGET  
EXPENDITURES**  
July 1, 2018 - June 30, 2019

Line	Code	EXPENDITURES Functions/Programs	Prior Year Budget	Proposed Budget	100 Salaries	200 Benefits	300 Purchased Services	400 Supplies Materials	500 Capital Objects	600 Debt Retirement	700 Insurance- Judgment	800 Transfers
39	691	Other Support Services Prog.										
40												
41	600	TOTAL SUPPORT SERV.**	0	0	0	0	0	0	0	0	0	0
42												
43	710	Child Nutrition Program	845,000	820,000	310,000	100,000	30,000	380,000				
44	720	Community Services Program										
45	730	Enterprise Operations										
46	700	TOTAL NON-INSTRUCTION**	845,000	820,000	310,000	100,000	30,000	380,000	0	0	0	0
47												
48	810	Capital Assets-Student Occ										
49	811	Capital Assets-Non Student Occ										
50	800	TOTAL CAPITAL ASSETS PROG**	0	0	0	0	0	0	0	0	0	0
51												
52	911	Debt Services Prog.-Princ.										
53	912	Debt Services Prog.-Int.										
54	913	Debt Serv Prog-Refnded Debt										
55	920	Transfers Out	8,000	8,000								8,000
56												
57	900	TOTAL OTHER SERVICES **	8,000	8,000	0	0	0	0	0	0	0	8,000
58												
59												
60		TOTAL EXPENDITURES ** (Lines 14+41+47+49+57) **	853,000	828,000	310,000	100,000	30,000	380,000	0	0	0	8,000
61												
62	950	Contingency Reserve (5% of Line 60)										
63												
64		TOTAL APPROPRIATION (Line 60 + Line 62)	853,000	828,000								
65												
66		BUDGET SUMMARY										
67												
68		Beginning Fund Balance	113,000CR	100,000CR								
69		Revenues + Transfers In	832,000CR	832,000CR								
70		TOTAL REVENUE (68 + 69)	945,000CR	932,000CR								
71												
72		Total Appropriation	853,000	828,000								
73		Unappropriated Balance	92,000	104,000								
74		TOTAL APPROPRIATION (72+73)	945,000	932,000								

BUDGET SUMMARY

The total on line 70 must equal the total on line 74

**BUDGET  
REVENUES**  
July 1, 2018 - June 30, 2019

Line	Code	REVENUES Item	Prior Year Budget	Proposed Budget		Line	Code	REVENUES Item	Prior Year Budget	Proposed Budget	
				Line Amounts	Totals					Line Amounts	Totals
1	320000	Estimated Fund Balance		*****		40	429000	Other County			
2		as of July 1	0	*****	0	41	420000	TOTAL COUNTY **	0	*****	0
3	411100	Taxes-General M & O				42					
4	411200	Taxes-Supplemental				43	431100	Base Support Program			
5	411300	Taxes-Emergency				44	431200	Transportation Support			
6	411400	Taxes-Tort				45	431400	Except Child/SED Support			
7	411500	Taxes-Cooperative				46	431500	Border Tuition Support			
8	411600	Taxes-Tuition				47	431600	Tuition Equivalency			
9	411700	Taxes-Migrant				48	431800	Benefit Apportionment			
10	411900	Taxes-Other				49	431900	Other State Support			
11	412100	Taxes-Plant Facility				50	432100	Driver Education Prog.			
12	412500	Taxes-Bond & Interest				51	432400	Professional Technical Prog			
13		TOTAL TAXES **	0	*****	0	52	437000	Lottery/Additional State Maint			
14	413000	Penalty: Delinquent Taxes				53	438000	Rev in Lieu of/Ag Equip Tax			
15						54	439000	Other State Revenue			
16	414100	Tuition - Individuals				55					
17	414200	Tuition-Districts in Idaho				56	430000	TOTAL STATE **	0	*****	0
18	414300	Tuition-Out of State Districts				57					
19						58	442000	Indirect Unrestricted Fed.			
20	415000	Earnings on Investments				59	443000	Direct Restricted Fed.			
21						60	445100	Title I - ESEA			
22	416100	School Food Service				61	445200	Title VI, ESEA-Innovative Pr			
23	416200	Meal Sales: Non-Reimb.				62	445300	Perkins III-Voc Tech Act			
24	416900	Other Food Sales				63	445400	Adult Education			
25						64	445500	Child Nutrition Reimb.			
26	417100	Admissions/Activities				65	445600	Title VI-B			
27	417200	Bookstore Sales				66	445900	Other Indirect Fed. Prog.			
28	417300	Clubs, Org. Dues, Etc.				67	448200	Impact Aid - P.L. 874			
29	417400	School Fees & Charges				68	440000	TOTAL FEDERAL **	0	*****	0
30	417900	Other Student Revenues				69					
31						70	451000	Proceeds: Bonds,Capital Leases			
32	418100	Community Service				71	453000	Sale of Fixed Assets			
33						72	450000	TOTAL OTHER **	0	*****	0
34	419100	Rentals				73					
35	419200	Contributions/Donations				74		TOTAL REVENUES **	0	*****	0
36	419300	Transportaion Fees				75					
37	419900	Other Local				76	460000	TRANSFERS IN			
38		TOTAL OTHER LOCAL **	0	*****	0	77					
39	410000	TOTAL LOCAL ** (Line 13 + 38)	0	*****	0	78	400000	BAL.+ REVENUE + TRANS. (Lines 1 + 74 + 76)	0	*****	0



**BUDGET  
EXPENDITURES**  
July 1, 2018 - June 30, 2019

Line	Code	EXPENDITURES Functions/Programs	Prior Year Budget	Proposed Budget	100 Salaries	200 Benefits	300 Purchased Services	400 Supplies Materials	500 Capital Objects	600 Debt Retirement	700 Insurance- Judgment	800 Transfers
39	691	Other Support Services Prog.										
40												
41	600	TOTAL SUPPORT SERV.**	0	0	0	0	0	0	0	0	0	0
42												
43	710	Child Nutrition Program										
44	720	Community Services Program										
45	730	Enterprise Operations										
46	700	TOTAL NON-INSTRUCTION**	0	0	0	0	0	0	0	0	0	0
47												
48	810	Capital Assets-Student Occ										
49	811	Capital Assets-Non Student Occ										
50	800	TOTAL CAPITAL ASSETS PROG**	0	0	0	0	0	0	0	0	0	0
51												
52	911	Debt Services Prog.-Princ.										
53	912	Debt Services Prog.-Int.										
54	913	Debt Serv Prog-Refnded Debt										
55	920	Transfers Out										
56												
57	900	TOTAL OTHER SERVICES **	0	0	0	0	0	0	0	0	0	0
58												
59												
60		TOTAL EXPENDITURES ** (Lines 14+41+47+49+57) **	0	0	0	0	0	0	0	0	0	0
61												
62	950	Contingency Reserve (5% of Line 60)										
63												
64		TOTAL APPROPRIATION (Line 60 + Line 62)	0	0								
65												
66		BUDGET SUMMARY										
67												
68		Beginning Fund Balance										
69		Revenues + Transfers In										
70		TOTAL REVENUE (68 + 69)	0	0								
71												
72		Total Appropriation										
73		Unappropriated Balance										
74		TOTAL APPROPRIATION (72+73)	0	0								

BUDGET SUMMARY

The total on line 70 must equal the total on line 74

**BUDGET  
REVENUES**  
July 1, 2018 - June 30, 2019

Line	Code	REVENUES Item	Prior Year Budget	Proposed Budget		Line	Code	REVENUES Item	Prior Year Budget	Proposed Budget	
				Line Amounts	Totals					Line Amounts	Totals
1	320000	Estimated Fund Balance		*****		40	429000	Other County			
2		as of July 1	0	*****	0	41	420000	TOTAL COUNTY **	0	*****	0
3	411100	Taxes-General M & O				42					
4	411200	Taxes-Supplemental				43	431100	Base Support Program			
5	411300	Taxes-Emergency				44	431200	Transportation Support			
6	411400	Taxes-Tort				45	431400	Except Child/SED Support			
7	411500	Taxes-Cooperative				46	431500	Border Tuition Support			
8	411600	Taxes-Tuition				47	431600	Tuition Equivalency			
9	411700	Taxes-Migrant				48	431800	Benefit Apportionment			
10	411900	Taxes-Other				49	431900	Other State Support			
11	412100	Taxes-Plant Facility				50	432100	Driver Education Prog.			
12	412500	Taxes-Bond & Interest				51	432400	Professional Technical Prog			
13		TOTAL TAXES **	0	*****	0	52	437000	Lottery/Additional State Maint			
14	413000	Penalty: Delinquent Taxes				53	438000	Rev in Lieu of/Ag Equip Tax			
15						54	439000	Other State Revenue			
16	414100	Tuition - Individuals				55					
17	414200	Tuition-Districts in Idaho				56	430000	TOTAL STATE **	0	*****	0
18	414300	Tuition-Out of State Districts				57					
19						58	442000	Indirect Unrestricted Fed.			
20	415000	Earnings on Investments				59	443000	Direct Restricted Fed.			
21						60	445100	Title I - ESEA			
22	416100	School Food Service				61	445200	Title VI, ESEA-Innovative Pr			
23	416200	Meal Sales: Non-Reimb.				62	445300	Perkins III-Voc Tech Act			
24	416900	Other Food Sales				63	445400	Adult Education			
25						64	445500	Child Nutrition Reimb.			
26	417100	Admissions/Activities				65	445600	Title VI-B			
27	417200	Bookstore Sales				66	445900	Other Indirect Fed. Prog.			
28	417300	Clubs, Org. Dues, Etc.				67	448200	Impact Aid - P.L. 874			
29	417400	School Fees & Charges				68	440000	TOTAL FEDERAL **	0	*****	0
30	417900	Other Student Revenues				69					
31						70	451000	Proceeds: Bonds,Capital Leases			
32	418100	Community Service				71	453000	Sale of Fixed Assets			
33						72	450000	TOTAL OTHER **	0	*****	0
34	419100	Rentals				73					
35	419200	Contributions/Donations				74		TOTAL REVENUES **	0	*****	0
36	419300	Transportaion Fees				75					
37	419900	Other Local				76	460000	TRANSFERS IN			
38		TOTAL OTHER LOCAL **	0	*****	0	77					
39	410000	TOTAL LOCAL ** (Line 13 + 38)	0	*****	0	78	400000	BAL. + REVENUE + TRANS. (Lines 1 + 74 + 76)	0	*****	0





**BUDGET  
EXPENDITURES**  
July 1, 2018 - June 30, 2019

Line	Code	EXPENDITURES Functions/Programs	Prior Year Budget	Proposed Budget	100 Salaries	200 Benefits	300 Purchased Services	400 Supplies Materials	500 Capital Objects	600 Debt Retirement	700 Insurance- Judgment	800 Transfers
39	691	Other Support Services Prog.										
40												
41	600	TOTAL SUPPORT SERV.**	0	0	0	0	0	0	0	0	0	0
42												
43	710	Child Nutrition Program										
44	720	Community Services Program										
45	730	Enterprise Operations										
46	700	TOTAL NON-INSTRUCTION**	0	0	0	0	0	0	0	0	0	0
47												
48	810	Capital Assets-Student Occ										
49	811	Capital Assets-Non Student Occ										
50	800	TOTAL CAPITAL ASSETS PROG**	0	0	0	0	0	0	0	0	0	0
51												
52	911	Debt Services Prog.-Princ.										
53	912	Debt Services Prog.-Int.										
54	913	Debt Serv Prog-Refnded Debt										
55	920	Transfers Out										
56												
57	900	TOTAL OTHER SERVICES **	0	0	0	0	0	0	0	0	0	0
58												
59												
60		TOTAL EXPENDITURES ** (Lines 14+41+47+49+57) **	0	0	0	0	0	0	0	0	0	0
61												
62	950	Contingency Reserve (5% of Line 60)										
63												
64		TOTAL APPROPRIATION (Line 60 + Line 62)	0	0								
65												
66		BUDGET SUMMARY										
67												
68		Beginning Fund Balance										
69		Revenues + Transfers In										
70		TOTAL REVENUE (68 + 69)	0	0								
71												
72		Total Appropriation										
73		Unappropriated Balance										
74		TOTAL APPROPRIATION (72+73)	0	0								

BUDGET SUMMARY

The total on line 70 must equal the total on line 74

**BUDGET  
REVENUES**  
July 1, 2018 - June 30, 2019

Line	Code	REVENUES Item	Prior Year Budget	Proposed Budget		Line	Code	REVENUES Item	Prior Year Budget	Proposed Budget	
				Line Amounts	Totals					Line Amounts	Totals
1	320000	Estimated Fund Balance	650,000CR	650,000CR		40	429000	Other County			
2		as of July 1	650,000CR	*****	650,000CR	41	420000	TOTAL COUNTY **	0	*****	0
3	411100	Taxes-General M & O				42					
4	411200	Taxes-Supplemental				43	431100	Base Support Program			
5	411300	Taxes-Emergency				44	431200	Transportation Support			
6	411400	Taxes-Tort				45	431400	Except Child/SED Support			
7	411500	Taxes-Cooperative				46	431500	Border Tuition Support			
8	411600	Taxes-Tuition				47	431600	Tuition Equivalency			
9	411700	Taxes-Migrant				48	431800	Benefit Apportionment			
10	411900	Taxes-Other				49	431900	Other State Support			
11	412100	Taxes-Plant Facility				50	432100	Driver Education Prog.			
12	412500	Taxes-Bond & Interest				51	432400	Professional Technical Prog			
13		TOTAL TAXES **	0	*****	0	52	437000	Lottery/Additional State Maint			
14	413000	Penalty: Delinquent Taxes				53	438000	Rev in Lieu of/Ag Equip Tax			
15						54	439000	Other State Revenue			
16	414100	Tuition - Individuals				55					
17	414200	Tuition-Districts in Idaho				56	430000	TOTAL STATE **	0	*****	0
18	414300	Tuition-Out of State Districts				57					
19						58	442000	Indirect Unrestricted Fed.			
20	415000	Earnings on Investments	500CR	500CR		59	443000	Direct Restricted Fed.			
21						60	445100	Title I - ESEA			
22	416100	School Food Service				61	445200	Title VI, ESEA-Innovative Pr			
23	416200	Meal Sales: Non-Reimb.				62	445300	Perkins III-Voc Tech Act			
24	416900	Other Food Sales				63	445400	Adult Education			
25						64	445500	Child Nutrition Reimb.			
26	417100	Admissions/Activities				65	445600	Title VI-B			
27	417200	Bookstore Sales				66	445900	Other Indirect Fed. Prog.			
28	417300	Clubs, Org. Dues, Etc.				67	448200	Impact Aid - P.L. 874			
29	417400	School Fees & Charges				68	440000	TOTAL FEDERAL **	0	*****	0
30	417900	Other Student Revenues				69					
31						70	451000	Proceeds: Bonds,Capital Leases			
32	418100	Community Service				71	453000	Sale of Fixed Assets			
33						72	450000	TOTAL OTHER **	0	*****	0
34	419100	Rentals				73					
35	419200	Contributions/Donations				74		TOTAL REVENUES **	20,500CR	*****	20,500CR
36	419300	Transportaion Fees				75					
37	419900	Other Local	20,000CR	20,000CR		76	460000	TRANSFERS IN			
38		TOTAL OTHER LOCAL **	20,500CR	*****	20,500CR	77					
39	410000	TOTAL LOCAL ** (Line 13 + 38)	20,500CR	*****	20,500CR	78	400000	BAL.+ REVENUE + TRANS. (Lines 1 + 74 + 76)	670,500CR	*****	670,500CR



**BUDGET  
EXPENDITURES**  
July 1, 2018 - June 30, 2019

Line	Code	EXPENDITURES Functions/Programs	Prior Year Budget	Proposed Budget	100 Salaries	200 Benefits	300 Purchased Services	400 Supplies Materials	500 Capital Objects	600 Debt Retirement	700 Insurance- Judgment	800 Transfers
39	691	Other Support Services Prog.										
40												
41	600	TOTAL SUPPORT SERV.**	0	0	0	0	0	0	0	0	0	0
42												
43	710	Child Nutrition Program										
44	720	Community Services Program										
45	730	Enterprise Operations										
46	700	TOTAL NON-INSTRUCTION**	0	0	0	0	0	0	0	0	0	0
47												
48	810	Capital Assets-Student Occ	482,000	482,000			182,000		300,000			
49	811	Capital Assets-Non Student Occ	257,100	257,100			7,100		250,000			
50	800	TOTAL CAPITAL ASSETS PROG**	739,100	739,100	0	0	189,100	0	550,000	0	0	0
51												
52	911	Debt Services Prog.-Princ.										
53	912	Debt Services Prog.-Int.										
54	913	Debt Serv Prog-Refnded Debt										
55	920	Transfers Out	87,000	79,000								79,000
56												
57	900	TOTAL OTHER SERVICES **	87,000	79,000	0	0	0	0	0	0	0	79,000
58												
59												
60		TOTAL EXPENDITURES ** (Lines 14+41+47+49+57) **	826,100	818,100	0	0	189,100	0	550,000	0	0	79,000
61												
62	950	Contingency Reserve (5% of Line 60)										
63												
64		TOTAL APPROPRIATION (Line 60 + Line 62)	826,100	818,100								
65												
66		BUDGET SUMMARY										
67												
68		Beginning Fund Balance	650,000CR	650,000CR								
69		Revenues + Transfers In	20,500CR	20,500CR								
70		TOTAL REVENUE (68 + 69)	670,500CR	670,500CR								
71												
72		Total Appropriation	826,100	818,100								
73		Unappropriated Balance	155,600CR	147,600CR								
74		TOTAL APPROPRIATION (72+73)	670,500	670,500								

BUDGET SUMMARY

The total on line 70 must equal the total on line 74

**BUDGET  
REVENUES**  
July 1, 2018 - June 30, 2019

Line	Code	REVENUES Item	Prior Year Budget	Proposed Budget		Line	Code	REVENUES Item	Prior Year Budget	Proposed Budget	
				Line Amounts	Totals					Line Amounts	Totals
1	320000	Estimated Fund Balance		*****		40	429000	Other County			
2		as of July 1	0	*****	0	41	420000	TOTAL COUNTY **	0	*****	0
3	411100	Taxes-General M & O				42					
4	411200	Taxes-Supplemental				43	431100	Base Support Program			
5	411300	Taxes-Emergency				44	431200	Transportation Support			
6	411400	Taxes-Tort				45	431400	Except Child/SED Support			
7	411500	Taxes-Cooperative				46	431500	Border Tuition Support			
8	411600	Taxes-Tuition				47	431600	Tuition Equivalency			
9	411700	Taxes-Migrant				48	431800	Benefit Apportionment			
10	411900	Taxes-Other				49	431900	Other State Support			
11	412100	Taxes-Plant Facility	495,000CR	495,000CR		50	432100	Driver Education Prog.			
12	412500	Taxes-Bond & Interest				51	432400	Professional Technical Prog			
13		TOTAL TAXES **	495,000CR	*****	495,000CR	52	437000	Lottery/Additional State Maint			
14	413000	Penalty: Delinquent Taxes				53	438000	Rev in Lieu of/Ag Equip Tax			
15						54	439000	Other State Revenue			
16	414100	Tuition - Individuals				55					
17	414200	Tuition-Districts in Idaho				56	430000	TOTAL STATE **	0	*****	0
18	414300	Tuition-Out of State Districts				57					
19						58	442000	Indirect Unrestricted Fed.			
20	415000	Earnings on Investments				59	443000	Direct Restricted Fed.			
21						60	445100	Title I - ESEA			
22	416100	School Food Service				61	445200	Title VI, ESEA-Innovative Pr			
23	416200	Meal Sales: Non-Reimb.				62	445300	Perkins III-Voc Tech Act			
24	416900	Other Food Sales				63	445400	Adult Education			
25						64	445500	Child Nutrition Reimb.			
26	417100	Admissions/Activities				65	445600	Title VI-B			
27	417200	Bookstore Sales				66	445900	Other Indirect Fed. Prog.			
28	417300	Clubs, Org. Dues, Etc.				67	448200	Impact Aid - P.L. 874			
29	417400	School Fees & Charges				68	440000	TOTAL FEDERAL **	0	*****	0
30	417900	Other Student Revenues				69					
31						70	451000	Proceeds: Bonds,Capital Leases			
32	418100	Community Service				71	453000	Sale of Fixed Assets			
33						72	450000	TOTAL OTHER **	0	*****	0
34	419100	Rentals				73					
35	419200	Contributions/Donations				74		TOTAL REVENUES **	495,000CR	*****	495,000CR
36	419300	Transportaion Fees				75					
37	419900	Other Local				76	460000	TRANSFERS IN			
38		TOTAL OTHER LOCAL **	0	*****	0	77					
39	410000	TOTAL LOCAL ** (Line 13 + 38)	495,000CR	*****	495,000CR	78	400000	BAL.+ REVENUE + TRANS. (Lines 1 + 74 + 76)	495,000CR	*****	495,000CR



**BUDGET  
EXPENDITURES**  
July 1, 2018 - June 30, 2019

Line	Code	EXPENDITURES Functions/Programs	Prior Year Budget	Proposed Budget	100 Salaries	200 Benefits	300 Purchased Services	400 Supplies Materials	500 Capital Objects	600 Debt Retirement	700 Insurance- Judgment	800 Transfers
39	691	Other Support Services Prog.										
40												
41	600	TOTAL SUPPORT SERV.**	0	0	0	0	0	0	0	0	0	0
42												
43	710	Child Nutrition Program										
44	720	Community Services Program										
45	730	Enterprise Operations										
46	700	TOTAL NON-INSTRUCTION**	0	0	0	0	0	0	0	0	0	0
47												
48	810	Capital Assets-Student Occ										
49	811	Capital Assets-Non Student Occ										
50	800	TOTAL CAPITAL ASSETS PROG**	0	0	0	0	0	0	0	0	0	0
51												
52	911	Debt Services Prog.-Princ.										
53	912	Debt Services Prog.-Int.										
54	913	Debt Serv Prog-Refnded Debt										
55	920	Transfers Out										
56												
57	900	TOTAL OTHER SERVICES **	0	0	0	0	0	0	0	0	0	0
58												
59												
60		TOTAL EXPENDITURES ** (Lines 14+41+47+49+57) **	0	0	0	0	0	0	0	0	0	0
61												
62	950	Contingency Reserve (5% of Line 60)										
63												
64		TOTAL APPROPRIATION (Line 60 + Line 62)	0	0								
65												
66		BUDGET SUMMARY										
67												
68		Beginning Fund Balance										
69		Revenues + Transfers In	495,000CR	495,000CR								
70		TOTAL REVENUE (68 + 69)	495,000CR	495,000CR								
71												
72		Total Appropriation										
73		Unappropriated Balance	495,000	495,000								
74		TOTAL APPROPRIATION (72+73)	495,000	495,000								

BUDGET SUMMARY

The total on line 70 must equal the total on line 74

**BUDGET  
REVENUES**  
July 1, 2018 - June 30, 2019

Line	Code	REVENUES Item	Prior Year Budget	Proposed Budget		Line	Code	REVENUES Item	Prior Year Budget	Proposed Budget	
				Line Amounts	Totals					Line Amounts	Totals
1	320000	Estimated Fund Balance		*****		40	429000	Other County			
2		as of July 1	0	*****	0	41	420000	TOTAL COUNTY **	0	*****	0
3	411100	Taxes-General M & O				42					
4	411200	Taxes-Supplemental				43	431100	Base Support Program			
5	411300	Taxes-Emergency				44	431200	Transportation Support			
6	411400	Taxes-Tort				45	431400	Except Child/SED Support			
7	411500	Taxes-Cooperative				46	431500	Border Tuition Support			
8	411600	Taxes-Tuition				47	431600	Tuition Equivalency			
9	411700	Taxes-Migrant				48	431800	Benefit Apportionment			
10	411900	Taxes-Other				49	431900	Other State Support			
11	412100	Taxes-Plant Facility				50	432100	Driver Education Prog.			
12	412500	Taxes-Bond & Interest				51	432400	Professional Technical Prog			
13		TOTAL TAXES **	0	*****	0	52	437000	Lottery/Additional State Maint			
14	413000	Penalty: Delinquent Taxes				53	438000	Rev in Lieu of/Ag Equip Tax			
15						54	439000	Other State Revenue			
16	414100	Tuition - Individuals				55					
17	414200	Tuition-Districts in Idaho				56	430000	TOTAL STATE **	0	*****	0
18	414300	Tuition-Out of State Districts				57					
19						58	442000	Indirect Unrestricted Fed.			
20	415000	Earnings on Investments				59	443000	Direct Restricted Fed.			
21						60	445100	Title I - ESEA			
22	416100	School Food Service				61	445200	Title VI, ESEA-Innovative Pr			
23	416200	Meal Sales: Non-Reimb.				62	445300	Perkins III-Voc Tech Act			
24	416900	Other Food Sales				63	445400	Adult Education			
25						64	445500	Child Nutrition Reimb.			
26	417100	Admissions/Activities				65	445600	Title VI-B			
27	417200	Bookstore Sales				66	445900	Other Indirect Fed. Prog.			
28	417300	Clubs, Org. Dues, Etc.				67	448200	Impact Aid - P.L. 874			
29	417400	School Fees & Charges				68	440000	TOTAL FEDERAL **	0	*****	0
30	417900	Other Student Revenues				69					
31						70	451000	Proceeds: Bonds,Capital Leases			
32	418100	Community Service				71	453000	Sale of Fixed Assets			
33						72	450000	TOTAL OTHER **	0	*****	0
34	419100	Rentals				73					
35	419200	Contributions/Donations				74		TOTAL REVENUES **	0	*****	0
36	419300	Transportaion Fees				75					
37	419900	Other Local				76	460000	TRANSFERS IN	60,000CR	115,584CR	
38		TOTAL OTHER LOCAL **	0	*****	0	77					
39	410000	TOTAL LOCAL ** (Line 13 + 38)	0	*****	0	78	400000	BAL.+ REVENUE + TRANS. (Lines 1 + 74 + 76)	60,000CR		115,584CR





**BUDGET  
EXPENDITURES**  
July 1, 2018 - June 30, 2019

Line	Code	EXPENDITURES Functions/Programs	Prior Year Budget	Proposed Budget	100 Salaries	200 Benefits	300 Purchased Services	400 Supplies Materials	500 Capital Objects	600 Debt Retirement	700 Insurance- Judgment	800 Transfers
39	691	Other Support Services Prog.										
40												
41	600	TOTAL SUPPORT SERV.**	0	0	0	0	0	0	0	0	0	0
42												
43	710	Child Nutrition Program										
44	720	Community Services Program										
45	730	Enterprise Operations										
46	700	TOTAL NON-INSTRUCTION**	0	0	0	0	0	0	0	0	0	0
47												
48	810	Capital Assets-Student Occ										
49	811	Capital Assets-Non Student Occ		115,584				115,584				
50	800	TOTAL CAPITAL ASSETS PROG**	0	115,584	0	0	0	115,584	0	0	0	0
51												
52	911	Debt Services Prog.-Princ.										
53	912	Debt Services Prog.-Int.										
54	913	Debt Serv Prog-Refnded Debt										
55	920	Transfers Out										
56												
57	900	TOTAL OTHER SERVICES **	0	0	0	0	0	0	0	0	0	0
58												
59												
60		TOTAL EXPENDITURES ** (Lines 14+41+47+49+57) **	0	115,584	0	0	0	0	115,584	0	0	0
61												
62	950	Contingency Reserve (5% of Line 60)										
63												
64		TOTAL APPROPRIATION (Line 60 + Line 62)	0	115,584								
65												
66		BUDGET SUMMARY										
67												
68		Beginning Fund Balance										
69		Revenues + Transfers In	60,000CR	115,584CR								
70		TOTAL REVENUE (68 + 69)	60,000CR	115,584CR								
71												
72		Total Appropriation		115,584								
73		Unappropriated Balance	60,000									
74		TOTAL APPROPRIATION (72+73)	60,000	115,584								

BUDGET SUMMARY

The total on line 70 must equal the total on line 74

**BUDGET  
REVENUES**  
July 1, 2018 - June 30, 2019

Line	Code	REVENUES Item	Prior Year Budget	Proposed Budget		Line	Code	REVENUES Item	Prior Year Budget	Proposed Budget	
				Line Amounts	Totals					Line Amounts	Totals
1	320000	Estimated Fund Balance		*****		40	429000	Other County			
2		as of July 1	0	*****	0	41	420000	TOTAL COUNTY **	0	*****	0
3	411100	Taxes-General M & O				42					
4	411200	Taxes-Supplemental				43	431100	Base Support Program			
5	411300	Taxes-Emergency				44	431200	Transportation Support			
6	411400	Taxes-Tort				45	431400	Except Child/SED Support			
7	411500	Taxes-Cooperative				46	431500	Border Tuition Support			
8	411600	Taxes-Tuition				47	431600	Tuition Equivalency			
9	411700	Taxes-Migrant				48	431800	Benefit Apportionment			
10	411900	Taxes-Other				49	431900	Other State Support			
11	412100	Taxes-Plant Facility				50	432100	Driver Education Prog.			
12	412500	Taxes-Bond & Interest				51	432400	Professional Technical Prog			
13		TOTAL TAXES **	0	*****	0	52	437000	Lottery/Additional State Maint			
14	413000	Penalty: Delinquent Taxes				53	438000	Rev in Lieu of/Ag Equip Tax			
15						54	439000	Other State Revenue			
16	414100	Tuition - Individuals				55					
17	414200	Tuition-Districts in Idaho				56	430000	TOTAL STATE **	0	*****	0
18	414300	Tuition-Out of State Districts				57					
19						58	442000	Indirect Unrestricted Fed.			
20	415000	Earnings on Investments				59	443000	Direct Restricted Fed.			
21						60	445100	Title I - ESEA			
22	416100	School Food Service				61	445200	Title VI, ESEA-Innovative Pr			
23	416200	Meal Sales: Non-Reimb.				62	445300	Perkins III-Voc Tech Act			
24	416900	Other Food Sales				63	445400	Adult Education			
25						64	445500	Child Nutrition Reimb.			
26	417100	Admissions/Activities				65	445600	Title VI-B			
27	417200	Bookstore Sales				66	445900	Other Indirect Fed. Prog.			
28	417300	Clubs, Org. Dues, Etc.				67	448200	Impact Aid - P.L. 874			
29	417400	School Fees & Charges				68	440000	TOTAL FEDERAL **	0	*****	0
30	417900	Other Student Revenues				69					
31						70	451000	Proceeds: Bonds,Capital Leases			
32	418100	Community Service				71	453000	Sale of Fixed Assets			
33						72	450000	TOTAL OTHER **	0	*****	0
34	419100	Rentals				73					
35	419200	Contributions/Donations				74		TOTAL REVENUES **	0	*****	0
36	419300	Transportaion Fees				75					
37	419900	Other Local				76	460000	TRANSFERS IN			
38		TOTAL OTHER LOCAL **	0	*****	0	77					
39	410000	TOTAL LOCAL ** (Line 13 + 38)	0	*****	0	78	400000	BAL.+ REVENUE + TRANS. (Lines 1 + 74 + 76)	0	*****	0



**BUDGET  
EXPENDITURES**  
July 1, 2018 - June 30, 2019

Line	Code	EXPENDITURES Functions/Programs	Prior Year Budget	Proposed Budget	100 Salaries	200 Benefits	300 Purchased Services	400 Supplies Materials	500 Capital Objects	600 Debt Retirement	700 Insurance- Judgment	800 Transfers
39	691	Other Support Services Prog.										
40												
41	600	TOTAL SUPPORT SERV.**	129,668	129,668	0	0	129,668	0	0	0	0	0
42												
43	710	Child Nutrition Program										
44	720	Community Services Program										
45	730	Enterprise Operations										
46	700	TOTAL NON-INSTRUCTION**	0	0	0	0	0	0	0	0	0	0
47												
48	810	Capital Assets-Student Occ										
49	811	Capital Assets-Non Student Occ										
50	800	TOTAL CAPITAL ASSETS PROG**	0	0	0	0	0	0	0	0	0	0
51												
52	911	Debt Services Prog.-Princ.										
53	912	Debt Services Prog.-Int.										
54	913	Debt Serv Prog-Refnded Debt										
55	920	Transfers Out										
56												
57	900	TOTAL OTHER SERVICES **	0	0	0	0	0	0	0	0	0	0
58												
59												
60		TOTAL EXPENDITURES ** (Lines 14+41+47+49+57) **	129,668	129,668	0	0	129,668	0	0	0	0	0
61												
62	950	Contingency Reserve (5% of Line 60)										
63												
64		TOTAL APPROPRIATION (Line 60 + Line 62)	129,668	129,668								
65												
66		BUDGET SUMMARY										
67												
68		Beginning Fund Balance										
69		Revenues + Transfers In										
70		TOTAL REVENUE (68 + 69)	0	0								
71												
72		Total Appropriation	129,668	129,668								
73		Unappropriated Balance	129,668CR	129,668CR								
74		TOTAL APPROPRIATION (72+73)	0	0								

BUDGET SUMMARY

The total on line 70 must equal the total on line 74

**BUDGET  
REVENUES**  
July 1, 2018 - June 30, 2019

Line	Code	REVENUES Item	Prior Year Budget	Proposed Budget		Line	Code	REVENUES Item	Prior Year Budget	Proposed Budget	
				Line Amounts	Totals					Line Amounts	Totals
1	320000	Estimated Fund Balance		*****		40	429000	Other County			
2		as of July 1	0	*****	0	41	420000	TOTAL COUNTY **	0	*****	0
3	411100	Taxes-General M & O				42					
4	411200	Taxes-Supplemental				43	431100	Base Support Program			
5	411300	Taxes-Emergency				44	431200	Transportation Support			
6	411400	Taxes-Tort				45	431400	Except Child/SED Support			
7	411500	Taxes-Cooperative				46	431500	Border Tuition Support			
8	411600	Taxes-Tuition				47	431600	Tuition Equivalency			
9	411700	Taxes-Migrant				48	431800	Benefit Apportionment			
10	411900	Taxes-Other				49	431900	Other State Support			
11	412100	Taxes-Plant Facility				50	432100	Driver Education Prog.			
12	412500	Taxes-Bond & Interest				51	432400	Professional Technical Prog			
13		TOTAL TAXES **	0	*****	0	52	437000	Lottery/Additional State Maint			
14	413000	Penalty: Delinquent Taxes				53	438000	Rev in Lieu of/Ag Equip Tax			
15						54	439000	Other State Revenue			
16	414100	Tuition - Individuals				55					
17	414200	Tuition-Districts in Idaho				56	430000	TOTAL STATE **	0	*****	0
18	414300	Tuition-Out of State Districts				57					
19						58	442000	Indirect Unrestricted Fed.			
20	415000	Earnings on Investments				59	443000	Direct Restricted Fed.			
21						60	445100	Title I - ESEA			
22	416100	School Food Service				61	445200	Title VI, ESEA-Innovative Pr			
23	416200	Meal Sales: Non-Reimb.				62	445300	Perkins III-Voc Tech Act			
24	416900	Other Food Sales				63	445400	Adult Education			
25						64	445500	Child Nutrition Reimb.			
26	417100	Admissions/Activities				65	445600	Title VI-B			
27	417200	Bookstore Sales				66	445900	Other Indirect Fed. Prog.			
28	417300	Clubs, Org. Dues, Etc.				67	448200	Impact Aid - P.L. 874			
29	417400	School Fees & Charges				68	440000	TOTAL FEDERAL **	0	*****	0
30	417900	Other Student Revenues				69					
31						70	451000	Proceeds: Bonds,Capital Leases			
32	418100	Community Service				71	453000	Sale of Fixed Assets			
33						72	450000	TOTAL OTHER **	0	*****	0
34	419100	Rentals				73					
35	419200	Contributions/Donations				74		TOTAL REVENUES **	0	*****	0
36	419300	Transportaion Fees				75					
37	419900	Other Local				76	460000	TRANSFERS IN			
38		TOTAL OTHER LOCAL **	0	*****	0	77					
39	410000	TOTAL LOCAL ** (Line 13 + 38)	0	*****	0	78	400000	BAL.+ REVENUE + TRANS. (Lines 1 + 74 + 76)	0	*****	0



**BUDGET  
EXPENDITURES**  
July 1, 2018 - June 30, 2019

Line	Code	EXPENDITURES Functions/Programs	Prior Year Budget	Proposed Budget	100 Salaries	200 Benefits	300 Purchased Services	400 Supplies Materials	500 Capital Objects	600 Debt Retirement	700 Insurance- Judgment	800 Transfers
39	691	Other Support Services Prog.										
40												
41	600	TOTAL SUPPORT SERV.**	0	0	0	0	0	0	0	0	0	0
42												
43	710	Child Nutrition Program										
44	720	Community Services Program										
45	730	Enterprise Operations										
46	700	TOTAL NON-INSTRUCTION**	0	0	0	0	0	0	0	0	0	0
47												
48	810	Capital Assets-Student Occ										
49	811	Capital Assets-Non Student Occ										
50	800	TOTAL CAPITAL ASSETS PROG**	0	0	0	0	0	0	0	0	0	0
51												
52	911	Debt Services Prog.-Princ.										
53	912	Debt Services Prog.-Int.										
54	913	Debt Serv Prog-Refnded Debt										
55	920	Transfers Out										
56												
57	900	TOTAL OTHER SERVICES **	0	0	0	0	0	0	0	0	0	0
58												
59												
60		TOTAL EXPENDITURES ** (Lines 14+41+47+49+57) **	0	0	0	0	0	0	0	0	0	0
61												
62	950	Contingency Reserve (5% of Line 60)										
63												
64		TOTAL APPROPRIATION (Line 60 + Line 62)	0	0								
65												
66		BUDGET SUMMARY										
67												
68		Beginning Fund Balance										
69		Revenues + Transfers In										
70		TOTAL REVENUE (68 + 69)	0	0								
71												
72		Total Appropriation										
73		Unappropriated Balance										
74		TOTAL APPROPRIATION (72+73)	0	0								

BUDGET SUMMARY

The total on line 70 must equal the total on line 74



**BUDGET  
REVENUES**  
July 1, 2018 - June 30, 2019

Line	Code	REVENUES Item	Prior Year Budget	Proposed Budget		Line	Code	REVENUES Item	Prior Year Budget	Proposed Budget	
				Line Amounts	Totals					Line Amounts	Totals
1	320000	Estimated Fund Balance		*****		40	429000	Other County			
2		as of July 1	0	*****	0	41	420000	TOTAL COUNTY **	0	*****	0
3	411100	Taxes-General M & O				42					
4	411200	Taxes-Supplemental				43	431100	Base Support Program			
5	411300	Taxes-Emergency				44	431200	Transportation Support			
6	411400	Taxes-Tort				45	431400	Except Child/SED Support			
7	411500	Taxes-Cooperative				46	431500	Border Tuition Support			
8	411600	Taxes-Tuition				47	431600	Tuition Equivalency			
9	411700	Taxes-Migrant				48	431800	Benefit Apportionment			
10	411900	Taxes-Other				49	431900	Other State Support			
11	412100	Taxes-Plant Facility				50	432100	Driver Education Prog.			
12	412500	Taxes-Bond & Interest				51	432400	Professional Technical Prog			
13		TOTAL TAXES **	0	*****	0	52	437000	Lottery/Additional State Maint			
14	413000	Penalty: Delinquent Taxes				53	438000	Rev in Lieu of/Ag Equip Tax			
15						54	439000	Other State Revenue			
16	414100	Tuition - Individuals				55					
17	414200	Tuition-Districts in Idaho				56	430000	TOTAL STATE **	0	*****	0
18	414300	Tuition-Out of State Districts				57					
19						58	442000	Indirect Unrestricted Fed.			
20	415000	Earnings on Investments				59	443000	Direct Restricted Fed.			
21						60	445100	Title I - ESEA			
22	416100	School Food Service				61	445200	Title VI, ESEA-Innovative Pr			
23	416200	Meal Sales: Non-Reimb.				62	445300	Perkins III-Voc Tech Act			
24	416900	Other Food Sales				63	445400	Adult Education			
25						64	445500	Child Nutrition Reimb.			
26	417100	Admissions/Activities				65	445600	Title VI-B			
27	417200	Bookstore Sales				66	445900	Other Indirect Fed. Prog.			
28	417300	Clubs, Org. Dues, Etc.				67	448200	Impact Aid - P.L. 874			
29	417400	School Fees & Charges				68	440000	TOTAL FEDERAL **	0	*****	0
30	417900	Other Student Revenues				69					
31						70	451000	Proceeds: Bonds,Capital Leases			
32	418100	Community Service				71	453000	Sale of Fixed Assets			
33						72	450000	TOTAL OTHER **	0	*****	0
34	419100	Rentals				73					
35	419200	Contributions/Donations				74		TOTAL REVENUES **	0	*****	0
36	419300	Transportaion Fees				75					
37	419900	Other Local				76	460000	TRANSFERS IN			
38		TOTAL OTHER LOCAL **	0	*****	0	77					
39	410000	TOTAL LOCAL ** (Line 13 + 38)	0	*****	0	78	400000	BAL.+ REVENUE + TRANS. (Lines 1 + 74 + 76)	0	*****	0



**BUDGET  
EXPENDITURES**  
July 1, 2018 - June 30, 2019

Line	Code	EXPENDITURES Functions/Programs	Prior Year Budget	Proposed Budget	100 Salaries	200 Benefits	300 Purchased Services	400 Supplies Materials	500 Capital Objects	600 Debt Retirement	700 Insurance- Judgment	800 Transfers
39	691	Other Support Services Prog.										
40												
41	600	TOTAL SUPPORT SERV.**	0	0	0	0	0	0	0	0	0	0
42												
43	710	Child Nutrition Program										
44	720	Community Services Program										
45	730	Enterprise Operations										
46	700	TOTAL NON-INSTRUCTION**	0	0	0	0	0	0	0	0	0	0
47												
48	810	Capital Assets-Student Occ										
49	811	Capital Assets-Non Student Occ										
50	800	TOTAL CAPITAL ASSETS PROG**	0	0	0	0	0	0	0	0	0	0
51												
52	911	Debt Services Prog.-Princ.										
53	912	Debt Services Prog.-Int.										
54	913	Debt Serv Prog-Refnded Debt										
55	920	Transfers Out										
56												
57	900	TOTAL OTHER SERVICES **	0	0	0	0	0	0	0	0	0	0
58												
59												
60		TOTAL EXPENDITURES ** (Lines 14+41+47+49+57) **	0	0	0	0	0	0	0	0	0	0
61												
62	950	Contingency Reserve (5% of Line 60)										
63												
64		TOTAL APPROPRIATION (Line 60 + Line 62)	0	0								
65												
66		BUDGET SUMMARY										
67												
68		Beginning Fund Balance										
69		Revenues + Transfers In										
70		TOTAL REVENUE (68 + 69)	0	0								
71												
72		Total Appropriation										
73		Unappropriated Balance										
74		TOTAL APPROPRIATION (72+73)	0	0								

BUDGET SUMMARY

The total on line 70 must equal the total on line 74

**BUDGET  
REVENUES**  
July 1, 2018 - June 30, 2019

Line	Code	REVENUES Item	Prior Year Budget	Proposed Budget		Line	Code	REVENUES Item	Prior Year Budget	Proposed Budget	
				Line Amounts	Totals					Line Amounts	Totals
1	320000	Estimated Fund Balance		*****		40	429000	Other County			
2		as of July 1	0	*****	0	41	420000	TOTAL COUNTY **	0	*****	0
3	411100	Taxes-General M & O				42					
4	411200	Taxes-Supplemental				43	431100	Base Support Program			
5	411300	Taxes-Emergency				44	431200	Transportation Support			
6	411400	Taxes-Tort				45	431400	Except Child/SED Support			
7	411500	Taxes-Cooperative				46	431500	Border Tuition Support			
8	411600	Taxes-Tuition				47	431600	Tuition Equivalency			
9	411700	Taxes-Migrant				48	431800	Benefit Apportionment			
10	411900	Taxes-Other				49	431900	Other State Support			
11	412100	Taxes-Plant Facility				50	432100	Driver Education Prog.			
12	412500	Taxes-Bond & Interest				51	432400	Professional Technical Prog			
13		TOTAL TAXES **	0	*****	0	52	437000	Lottery/Additional State Maint			
14	413000	Penalty: Delinquent Taxes				53	438000	Rev in Lieu of/Ag Equip Tax			
15						54	439000	Other State Revenue			
16	414100	Tuition - Individuals				55					
17	414200	Tuition-Districts in Idaho				56	430000	TOTAL STATE **	0	*****	0
18	414300	Tuition-Out of State Districts				57					
19						58	442000	Indirect Unrestricted Fed.			
20	415000	Earnings on Investments				59	443000	Direct Restricted Fed.			
21						60	445100	Title I - ESEA			
22	416100	School Food Service				61	445200	Title VI, ESEA-Innovative Pr			
23	416200	Meal Sales: Non-Reimb.				62	445300	Perkins III-Voc Tech Act			
24	416900	Other Food Sales				63	445400	Adult Education			
25						64	445500	Child Nutrition Reimb.			
26	417100	Admissions/Activities				65	445600	Title VI-B			
27	417200	Bookstore Sales				66	445900	Other Indirect Fed. Prog.			
28	417300	Clubs, Org. Dues, Etc.				67	448200	Impact Aid - P.L. 874			
29	417400	School Fees & Charges				68	440000	TOTAL FEDERAL **	0	*****	0
30	417900	Other Student Revenues				69					
31						70	451000	Proceeds: Bonds,Capital Leases			
32	418100	Community Service				71	453000	Sale of Fixed Assets			
33						72	450000	TOTAL OTHER **	0	*****	0
34	419100	Rentals				73					
35	419200	Contributions/Donations				74		TOTAL REVENUES **	0	*****	0
36	419300	Transportaion Fees				75					
37	419900	Other Local				76	460000	TRANSFERS IN			
38		TOTAL OTHER LOCAL **	0	*****	0	77					
39	410000	TOTAL LOCAL ** (Line 13 + 38)	0	*****	0	78	400000	BAL.+ REVENUE + TRANS. (Lines 1 + 74 + 76)	0	*****	0



**BUDGET  
EXPENDITURES**  
July 1, 2018 - June 30, 2019

Line	Code	EXPENDITURES Functions/Programs	Prior Year Budget	Proposed Budget	100 Salaries	200 Benefits	300 Purchased Services	400 Supplies Materials	500 Capital Objects	600 Debt Retirement	700 Insurance- Judgment	800 Transfers
39	691	Other Support Services Prog.										
40												
41	600	TOTAL SUPPORT SERV.**	0	0	0	0	0	0	0	0	0	0
42												
43	710	Child Nutrition Program										
44	720	Community Services Program										
45	730	Enterprise Operations										
46	700	TOTAL NON-INSTRUCTION**	0	0	0	0	0	0	0	0	0	0
47												
48	810	Capital Assets-Student Occ										
49	811	Capital Assets-Non Student Occ										
50	800	TOTAL CAPITAL ASSETS PROG**	0	0	0	0	0	0	0	0	0	0
51												
52	911	Debt Services Prog.-Princ.										
53	912	Debt Services Prog.-Int.										
54	913	Debt Serv Prog-Refnded Debt										
55	920	Transfers Out										
56												
57	900	TOTAL OTHER SERVICES **	0	0	0	0	0	0	0	0	0	0
58												
59												
60		TOTAL EXPENDITURES ** (Lines 14+41+47+49+57) **	0	0	0	0	0	0	0	0	0	0
61												
62	950	Contingency Reserve (5% of Line 60)										
63												
64		TOTAL APPROPRIATION (Line 60 + Line 62)	0	0								
65												
66		BUDGET SUMMARY										
67												
68		Beginning Fund Balance										
69		Revenues + Transfers In										
70		TOTAL REVENUE (68 + 69)	0	0								
71												
72		Total Appropriation										
73		Unappropriated Balance										
74		TOTAL APPROPRIATION (72+73)	0	0								

BUDGET SUMMARY

The total on line 70 must equal the total on line 74

**BUDGET  
REVENUES**  
July 1, 2018 - June 30, 2019

Line	Code	REVENUES Item	Prior Year Budget	Proposed Budget		Line	Code	REVENUES Item	Prior Year Budget	Proposed Budget	
				Line Amounts	Totals					Line Amounts	Totals
1	320000	Estimated Fund Balance		*****		40	429000	Other County			
2		as of July 1	0	*****	0	41	420000	TOTAL COUNTY **	0	*****	0
3	411100	Taxes-General M & O				42					
4	411200	Taxes-Supplemental				43	431100	Base Support Program			
5	411300	Taxes-Emergency				44	431200	Transportation Support			
6	411400	Taxes-Tort				45	431400	Except Child/SED Support			
7	411500	Taxes-Cooperative				46	431500	Border Tuition Support			
8	411600	Taxes-Tuition				47	431600	Tuition Equivalency			
9	411700	Taxes-Migrant				48	431800	Benefit Apportionment			
10	411900	Taxes-Other				49	431900	Other State Support			
11	412100	Taxes-Plant Facility				50	432100	Driver Education Prog.			
12	412500	Taxes-Bond & Interest				51	432400	Professional Technical Prog			
13		TOTAL TAXES **	0	*****	0	52	437000	Lottery/Additional State Maint			
14	413000	Penalty: Delinquent Taxes				53	438000	Rev in Lieu of/Ag Equip Tax			
15						54	439000	Other State Revenue			
16	414100	Tuition - Individuals				55					
17	414200	Tuition-Districts in Idaho				56	430000	TOTAL STATE **	0	*****	0
18	414300	Tuition-Out of State Districts				57					
19						58	442000	Indirect Unrestricted Fed.			
20	415000	Earnings on Investments				59	443000	Direct Restricted Fed.			
21						60	445100	Title I - ESEA			
22	416100	School Food Service				61	445200	Title VI, ESEA-Innovative Pr			
23	416200	Meal Sales: Non-Reimb.				62	445300	Perkins III-Voc Tech Act			
24	416900	Other Food Sales				63	445400	Adult Education			
25						64	445500	Child Nutrition Reimb.			
26	417100	Admissions/Activities				65	445600	Title VI-B			
27	417200	Bookstore Sales				66	445900	Other Indirect Fed. Prog.			
28	417300	Clubs, Org. Dues, Etc.				67	448200	Impact Aid - P.L. 874			
29	417400	School Fees & Charges				68	440000	TOTAL FEDERAL **	0	*****	0
30	417900	Other Student Revenues				69					
31						70	451000	Proceeds: Bonds,Capital Leases			
32	418100	Community Service				71	453000	Sale of Fixed Assets			
33						72	450000	TOTAL OTHER **	0	*****	0
34	419100	Rentals				73					
35	419200	Contributions/Donations				74		TOTAL REVENUES **	0	*****	0
36	419300	Transportaion Fees				75					
37	419900	Other Local				76	460000	TRANSFERS IN			
38		TOTAL OTHER LOCAL **	0	*****	0	77					
39	410000	TOTAL LOCAL ** (Line 13 + 38)	0	*****	0	78	400000	BAL.+ REVENUE + TRANS. (Lines 1 + 74 + 76)	0	*****	0





**BUDGET  
EXPENDITURES**  
July 1, 2018 - June 30, 2019

Line	Code	EXPENDITURES Functions/Programs	Prior Year Budget	Proposed Budget	100 Salaries	200 Benefits	300 Purchased Services	400 Supplies Materials	500 Capital Objects	600 Debt Retirement	700 Insurance- Judgment	800 Transfers
39	691	Other Support Services Prog.										
40												
41	600	TOTAL SUPPORT SERV.**	0	0	0	0	0	0	0	0	0	0
42												
43	710	Child Nutrition Program										
44	720	Community Services Program										
45	730	Enterprise Operations										
46	700	TOTAL NON-INSTRUCTION**	0	0	0	0	0	0	0	0	0	0
47												
48	810	Capital Assets-Student Occ										
49	811	Capital Assets-Non Student Occ										
50	800	TOTAL CAPITAL ASSETS PROG**	0	0	0	0	0	0	0	0	0	0
51												
52	911	Debt Services Prog.-Princ.										
53	912	Debt Services Prog.-Int.										
54	913	Debt Serv Prog-Refnded Debt										
55	920	Transfers Out										
56												
57	900	TOTAL OTHER SERVICES **	0	0	0	0	0	0	0	0	0	0
58												
59												
60		TOTAL EXPENDITURES ** (Lines 14+41+47+49+57) **	0	0	0	0	0	0	0	0	0	0
61												
62	950	Contingency Reserve (5% of Line 60)										
63												
64		TOTAL APPROPRIATION (Line 60 + Line 62)	0	0								
65												
66		BUDGET SUMMARY										
67												
68		Beginning Fund Balance										
69		Revenues + Transfers In										
70		TOTAL REVENUE (68 + 69)	0	0								
71												
72		Total Appropriation										
73		Unappropriated Balance										
74		TOTAL APPROPRIATION (72+73)	0	0								

BUDGET SUMMARY

The total on line 70 must equal the total on line 74

**SUMMARY STATEMENT 2018 - 2019 SCHOOL BUDGET  
ALL FUNDS  
PAYETTE JT SCHOOL DIST #371**

		GENERAL M & O FUND				ALL OTHER FUNDS			
Budget Line	REVENUES	Prior Year Actual 2015-2016	Prior Year Actual 2016-2017	Current Budget 2017-2018	Proposed Budget 2018-2019	Prior Year Actual 2015-2016	Prior Year Actual 2016-2017	Current Budget 2017-2018	Proposed Budget 2018-2019
#01	Beginning Balances	151,129CR	112,519CR	502,164CR	371,000CR	2,929,370CR	2,261,648CR	891,669CR	878,669CR
#39	Local Revenue	898,696CR	962,803CR	520,530CR	434,402CR	197,549CR	176,834CR	648,500CR	648,500CR
#41	County Revenue	0	0	0	0	0	0	0	0
#55	State Revenue	7,779,727CR	8,135,040CR	8,444,005CR	8,616,682CR	570,344CR	257,068CR	245,284CR	245,284CR
#68	Federal Revenue	281CR	4CR	0	0	2,138,511CR	2,073,882CR	2,034,658CR	2,232,058CR
#72	Other Sources	0	0	0	0	0	129,668CR	0	0
#76	Transfers	23,240CR	8,494CR	37,209CR	54,458CR	420,635CR	38,203CR	60,000CR	115,584CR
	TOTALS ***	8,853,073CR	9,218,860CR	9,503,908CR	9,476,542CR	6,256,409CR	4,937,303CR	3,880,111CR	4,120,095CR

		GENERAL M & O FUND				ALL OTHER FUNDS				
Budget Line	OBJ #	EXPENDITURES	Prior Year Actual 2015-2016	Prior Year Actual 2016-2017	Current Budget 2017-2018	Proposed Budget 2018-2019	Prior Year Actual 2015-2016	Prior Year Actual 2016-2017	Current Budget 2017-2018	Proposed Budget 2018-2019
#60	100	Salaries	5,445,328	5,585,602	5,770,781	5,878,932	1,198,905	1,213,259	1,265,423	1,313,500
#60	200	Benefits	1,794,028	1,862,720	2,170,459	2,233,781	497,942	475,578	483,928	491,980
#60	300	Purchased Services	486,797	570,181	689,662	587,137	194,203	490,852	497,661	620,880
#60	400	Supplies & Materials	710,009	515,024	477,500	560,700	530,316	583,872	520,207	543,569
#60	500	Capital Outlay	125,155	83,736	3,000	20,000	236,677	966,870	647,834	730,859
#60	600	Debt Retirement	0	0	0	0	1,012,915	0	0	0
#60	700	Insurance & Judgments	58,579	61,229	61,100	63,500	592	610	0	0
#60	800	Transfers	120,660	38,203	0	78,584	323,216	8,494	97,209	91,458
#62		Contingency Reserve	0	0	0	0	0	0	0	0
#73		Unappropriated Balances	112,517	502,165	331,406	53,908	2,261,643	1,197,768	367,849	327,849
		TOTALS ***	8,853,073	9,218,860	9,503,908	9,476,542	6,256,409	4,937,303	3,880,111	4,120,095

\* All transfers-in and transfers-out should net to zero.

\*\*\* RETURN THIS PAGE TO THE STATE DEPARTMENT OF EDUCATION \*\*\*